




Club Health Assessment for District 2 T1 through January 2011

			Status		Membership							Reports					Finance		LCIF
Club Number	Club Name	Charter Date	Current Status *	Number of Times on Status Quo within 2 years	Current Member Count	YTD Members Added	YTD Members Dropped	YTD Net Growth	YTD Net Growth%	Member Count 12 Months Ago	Avg. length of service for dropped members	Months Since Last MMR ***	Yrs. Since Last Officer Report	President Rotation	No Active Email **	Months Since Last Activity Report ***	Account Balance	Donations for current Fiscal Year	
					If below 15 members appears in red				If net loss is greater than 20% appears in red			If no report in 3 months appears in red	When more than one year appears in red		Notes the officers that do not have an active Email	If no report in 12 months appears in red			
Clubs more than two years old																			
627	ADRIAN	09/25/1958	Active	1	16	1	1	0	0.00%	16	6	5		New	P,S,T	N/R			
47593	AMARILLO AREA LAW ENFORCEMENT	06/28/1987	Active		12	0	3	-3	-20.00%	15	16	0		New	T,M	N/R			
87820	AMARILLO BY MORNING NEW CENTURY	04/18/2005	Active		7	2	1	1	16.67%	6	5	0		New	P,T	3			
628	AMARILLO DOWNTOWN	09/20/1919	Active		99	7	4	3	3.13%	94	8	1		New	P	N/R		\$150.00	
43701	AMARILLO LAKE TANGLEWOOD	04/19/1984	Active		26	2	5	-3	-10.34%	29	3	4	1	None		N/A		\$36.00	
49791	AMARILLO LONESTAR	08/03/1989	Active		16	0	2	-2	-11.11%	21	18	0		New	P,S,T,M	N/R		\$18.00	
629	AMARILLO NORTH	06/21/1954	Active		21	1	0	1	5.00%	19		0		New	P,M	7		\$19.00	
631	AMARILLO SAN JACINTO	10/13/1952	Active		4	0	0	0	0.00%	4		7	1	None		N/A			
635	AMARILLO TASCOSA	10/23/1968	Active		30	3	4	-1	-3.23%	31	14	0		Same	P,M	N/R		\$32.00	
39261	BOOKER	01/13/1981	Active		21	0	0	0	0.00%	21		23	2	None		N/A			
636	BORGER NOON	06/01/1927	Active		45	1	0	1	2.27%	38		6		New	M	7			
638	BOVINA	02/09/1953	Active		19	0	0	0	0.00%	20		5		Same		N/R			
639	CANADIAN	08/13/1948	Active		13	0	5	-5	-27.78%	18	10	5	1	None		N/A			
640	CANYON	05/02/1940	Active		113	8	11	-3	-2.59%	118	7	0		New	P,T,M	31			
64073	CANYON WEST TEXAS A&M UNIV	03/07/2001	Active		9	0	0	0	0.00%	9		24	1	None		N/A	90+ Days		
642	CHILDRESS	07/10/1925	Active		29	3	0	3	11.54%	25		0		New	P,S,T,M	N/R			
643	CLARENDON	10/17/1922	Active		27	3	9	-6	-18.18%	33	6	0		New		6			
644	CLAUDE	08/25/1928	Active	1	11	0	0	0	0.00%	11		7	3	None		N/A	90+ Days		
646	DALHART	08/25/1922	Active		26	0	0	0	0.00%	26		8		None		8			
43971	DARROUZETT	06/06/1984	Active		11	0	0	0	0.00%	10		7	1	None		N/A			
649	DIMMITT	04/22/1930	Active		22	0	1	-1	-4.35%	23	1	3		Same	P,T	0		\$22.00	
651	DUMAS NOON	08/27/1930	Active		231	32	19	13	5.96%	216	8	0		New	M	1		\$3117.00	
653	EASTER	09/27/1965	Active		19	0	1	-1	-5.00%	20	13	6		New	P,T	N/R			
104252	FARWELL BORDERTOWN	01/09/2009	Active		11	0	0	0	0.00%	19		7	1	None		N/A		\$15.00	
47218	FOLLETT	04/20/1987	Active		11	0	0	0	0.00%	11		0		None	S	N/R			



Club Health Assessment for District 2 T1 through January 2011

			Status		Membership						Reports					Finance		LCIF
Club Number	Club Name	Charter Date	Current Status *	Number of Times on Status Quo within 2 years	Current Member Count	YTD Members Added	YTD Members Dropped	YTD Net Growth	YTD Net Growth%	Member Count 12 Months Ago	Avg. length of service for dropped members	Months Since Last MMR ***	Yrs. Since Last Officer Report	President Rotation	No Active Email **	Months Since Last Activity Report ***	Account Balance	Donations for current Fiscal Year
					If below 15 members appears in red				If net loss is greater than 20% appears in red			If no report in 3 months appears in red	When more than one year appears in red		Notes the officers that do not have an active Email	If no report in 12 months appears in red		
656	FRIONA	05/27/1941	Active		13	0	0	0	0.00%	16		1		None	S	N/R		
657	FRIONA NOON	04/25/1968	Active		23	0	2	-2	-8.00%	27	2	1		Same	P,T,M	18		\$26.00
659	GROOM	04/24/1946	Active		36	2	1	1	2.86%	35	4	2		New	P,M	15		
660	GRUVER	06/10/1954	Active		25	1	0	1	4.17%	24		3		New	P	N/R		\$23.00
662	HART	10/01/1956	Active		33	1	3	-2	-5.71%	35	16	0		New	P	19		\$36.00
664	HEDLEY	04/28/1942	Active		23	2	1	1	4.55%	21	5	2		New	P,S,T	7	90+ Days	
665	HEREFORD	09/28/1928	Active		94	2	1	1	1.08%	98	2	1		New	P	7		\$99.00
99772	KRESS	06/28/2007	Active		14	0	0	0	0.00%	14		8	2	None		N/A	90+ Days	
674	MC LEAN	06/14/1928	Active		12	0	0	0	0.00%	12		14	1	None		N/A		\$12.00
675	MEMPHIS	05/04/1942	Active		29	0	2	-2	-6.45%	34	11	0		New	P	N/R		
676	MIAMI	04/12/1957	Active		16	1	4	-3	-15.79%	19	5	1		New	P,S,T	N/R		
679	NAZARETH	04/14/1972	Active		29	0	1	-1	-3.33%	30	39	0		New	T,M	64		\$30.00
681	PAMPA	04/22/1927	Active		51	4	3	1	2.00%	46	2	0		New	P,S,T,M	4		\$45.00
683	PANHANDLE	09/08/1929	Active		15	0	0	0	0.00%	15		17	1	None		N/A	90+ Days	
684	PERRYTON	06/20/1928	Active		51	0	0	0	0.00%	51		14		New	P,S,T,M	41		
688	QUITAQUE	04/12/1948	Active		24	0	0	0	0.00%	25		0		New	P	18		
691	SHAMROCK	08/16/1949	Active	1	12	4	0	4	50.00%	8		4		Same		4		
102013	SILVERTON	05/07/2008	Active		31	1	7	-6	-16.22%	37	2	3		New	P,S,T	1		
695	SPEARMAN	06/21/1928	Active		26	4	2	2	8.33%	26	11	0		New	P,T,M	5		\$26.00
696	STRATFORD	02/27/1946	Active		16	1	3	-2	-11.11%	19	8	0		New	P,M	43		\$18.00
698	SUNRAY	04/16/1957	Active		23	2	1	1	4.55%	22	16	0		New	P,M	32		
699	TEXLINE	11/10/1959	Active		8	0	0	0	0.00%	8		9	1	None		N/A		
700	TULIA	01/24/1947	Active		16	0	2	-2	-11.11%	18	7	0		Same	P	13		\$17.00
701	TURKEY	06/21/1928	Active		14	0	0	0	0.00%	14		12	1	None		N/A		
702	WELLINGTON	11/16/1970	Active		39	1	1	0	0.00%	37	7	0		New	P	7		\$239.00
703	WHEELER	06/25/1971	Active		17	0	0	0	0.00%	18		0		Same	P,M	0		\$17.00



Club Health Assessment for District 2 T1 through January 2011

				Status				Membership					Reports				Finance	LCIF					
Club Number	Club Name	Charter Date	Number of Times on Status Quo within 2 years		Current Status *	Current Member Count	YTD Members Added	YTD Members Dropped	YTD Net Growth	YTD Net Growth%	Member Count 12 Months Ago	Avg. length of service for dropped members	Months Since Last MMR ***	Yrs. Since Last Officer Report	President Rotation	No Active Email **	Months Since Last Activity Report ***	Account Balance	Donations for current Fiscal Year				
						If below 15 members appears in red				If net loss is greater than 20% appears in red				If no report in 3 months appears in red		When more than one year appears in red		Notes the officers that do not have an active Email		If no report in 12 months appears in red			
704	WHITE DEER	02/22/1946			Active	17	0	0	0	0.00%	20			2	New		P	N/R					
Current Total Clubs Count	YTD New Clubs Count	YTD Cancelled Clubs Count	YTD Net Club Gain	Current Total Members Count	YTD Add	YTD Drop	YTD Net Growth	YTD Net Growth %	Member Count 12 Months Ago	Average Member Count Per Club	% of Clubs with less than 20 members	% No MMR in 3 Months	% No Officer Report in 12 Months	% of Clubs with balance 90+ days	Number of Clubs in Status Quo	% Status Quo Clubs in Financial Suspension	Number of Cancelled Clubs	Average Cancelled Club Age	Members Lost Due to Cancellation	% of Clubs Cancelled for Non-Financial Reasons			
52	0	0	0	1,556	89	100	-11	-0.70%	1,582	30	48%	44%	25%	10%	0	0%	0	0	0	0%			


* - Cancellation Reasons: 1-Objectives/conduct, 2-Non-active club, 5-Non-existing club, 6-Disbanding, 7-Merger, 8-Financial Suspension, 9-District/Multiple District Dues.

** - Abbreviation: P-President, S-Secretary, T-Treasurer, M-Member Chairperson.

***- Abbreviation: N/R - Not reported through the WMMR. Reports submitted using other methods are not reflected.



Club Health Assessment for District 2 T2 through January 2011

			Status		Membership						Reports					Finance		LCIF
Club Number	Club Name	Charter Date	Current Status *	Number of Times on Status Quo within 2 years	Current Member Count	YTD Members Added	YTD Members Dropped	YTD Net Growth	YTD Net Growth%	Member Count 12 Months Ago	Avg. length of service for dropped members	Months Since Last MMR ***	Yrs. Since Last Officer Report	President Rotation	No Active Email **	Months Since Last Activity Report ***	Account Balance	Donations for current Fiscal Year
					If below 15 members appears in red				If net loss is greater than 20% appears in red			If no report in 3 months appears in red	When more than one year appears in red		Notes the officers that do not have an active Email	If no report in 12 months appears in red		
Clubs less than two years old																		
110177	LUBBOCK CENTRAL	01/25/2011	Newly Chartered		26	26	0	26	100.00%	0		0		New	S	N/R		
108786	LUBBOCK RAIDER RANCH	06/25/2010	Active		22	10	14	-4	-15.38%	0	1	0		Same	P,S,T,M	N/R		
105609	POST	06/02/2009	Active		17	1	2	-1	-5.56%	20	2	0		Same	P	7		
105672	SUNDOWN	06/03/2009	Active		15	0	0	0	0.00%	19		2		New	P,S,T,M	2		
Clubs more than two years old																		
705	ABERNATHY	02/19/1945	Active		46	10	4	6	15.00%	33	3	0		New	P,S,T,M	N/R		
709	BROWNFIELD	12/23/1929	Active		17	0	0	0	0.00%	23		7		New	P,T	7	90+ Days	
710	BROWNFIELD EVENING	01/30/1969	Active		8	0	1	-1	-11.11%	9	35	1		Same	P	5		
712	COOPER CONSOLIDATED	10/06/1961	Active		6	1	0	1	20.00%	5		0		Same	P	N/R		
713	COTTON CENTER	02/15/1960	Active		20	0	0	0	0.00%	21		0		Same	P,T,M	5		\$500.00
714	CROSBYTON	01/25/1937	Active		26	1	0	1	4.00%	25		1		New	P,T	0		
715	DENVER CITY	02/19/1946	Active		15	2	1	1	7.14%	14	0	1		New	P,S,T,M	37		
34157	DICKENS	06/27/1977	Active		6	0	0	0	0.00%	3		0		Same	P,S,T,M	N/R		
716	EARTH	06/02/1947	Active		7	0	2	-2	-22.22%	8	11	1		New	P,S,T,M	N/R		
718	FLOYDADA	06/28/1946	Active		37	2	0	2	5.71%	34		1		New	P	9		\$119.00
719	HALE CENTER	01/14/1946	Active		22	1	1	0	0.00%	23	5	1		New	S,T,M	9		
721	IDALOU	02/04/1946	Active		30	1	1	0	0.00%	29	3	2		Same	P	12		
722	JAYTON	11/02/1967	Active		8	0	3	-3	-27.27%	11	43	0		New		N/R		
724	LAMESA EVENING	02/14/1956	Active		6	0	1	-1	-14.29%	7	2	1		New	P	8		
727	LEVELLAND	11/14/1938	Active		57	7	1	6	11.76%	52	7	2		New		4		
34598	LEVELLAND EVENING	11/21/1977	Active		11	2	2	0	0.00%	10	17	1		Same	T,M	0		
729	LITTLEFIELD	06/24/1940	Active		25	2	2	0	0.00%	28	11	2		New	P,S,T,M	N/R		
730	LITTLEFIELD EARLY RISERS	07/23/1973	Active		23	0	4	-4	-14.81%	27	6	0		New	P,T,M	19		
731	LOCKNEY	01/16/1950	Active		11	0	0	0	0.00%	12		1		Same	P,M	N/R		
733	LORENZO	03/15/1945	Active		22	7	0	7	46.67%	18		0		Same	P	53		



Club Health Assessment for District 2 T2 through January 2011

			Status		Membership						Reports					Finance		LCIF
Club Number	Club Name	Charter Date	Current Status *	Number of Times on Status Quo within 2 years	Current Member Count	YTD Members Added	YTD Members Dropped	YTD Net Growth	YTD Net Growth%	Member Count 12 Months Ago	Avg. length of service for dropped members	Months Since Last MMR ***	Yrs. Since Last Officer Report	President Rotation	No Active Email **	Months Since Last Activity Report ***	Account Balance	Donations for current Fiscal Year
					If below 15 members appears in red				If net loss is greater than 20% appears in red			If no report in 3 months appears in red	When more than one year appears in red		Notes the officers that do not have an active Email	If no report in 12 months appears in red		
734	LUBBOCK	07/29/1929	Active		358	16	58	-42	-10.50%	359	5	0		New	P,M	30		
32162	LUBBOCK CENTURY II	04/30/1976	Active		9	0	0	0	0.00%	9		0		Same	P,S,T,M	2		
56259	LUBBOCK CROSSROADS	11/22/1994	Active		2	0	0	0	0.00%	2		0		Same	P	N/R		\$50.00
735	LUBBOCK HUB	02/22/1954	Active		16	1	0	1	6.67%	14		0		Same		0		
736	LUBBOCK INDUSTRIAL	02/28/1962	Active		12	0	0	0	0.00%	12		0		New		0		\$12.00
31158	LUBBOCK LAW ENFORCEMENT	09/08/1975	Active		4	0	0	0	0.00%	4		0		New	P,S,T,M	N/R		\$50.00
28128	LUBBOCK LIP LIPSCOMB	03/18/1974	Active		7	0	0	0	0.00%	8		0		Same	P,M	5		\$7.00
737	LUBBOCK REDBUD SQUARE	03/20/1969	Active		40	1	0	1	2.56%	43		0		New	P,T	N/R		\$3039.00
740	LUBBOCK SOUTH PLAINS	03/02/1951	Active		52	1	4	-3	-5.45%	56	2	0		New	M	0		\$52.00
64007	LUBBOCK TECH RAIDERS UNIV L C	02/27/2001	Active		4	19	34	-15	-78.95%	16	2	0		New		2	90+ Days	
673	MATADOR	09/25/1928	Active		14	2	1	1	7.69%	12	0	0		New	P,M	0		\$14.00
65309	MEADOW	05/06/2002	Active		21	1	0	1	5.00%	20		0		New	P,M	N/R	90+ Days	
741	MORTON	09/29/1938	Active		16	0	0	0	0.00%	17		1		New	P	3		
680	PADUCAH	06/17/1925	Active		13	0	2	-2	-13.33%	14	8	0		Same	P,S,T,M	N/R		
748	PLAINVIEW	10/21/1929	Active		116	5	13	-8	-6.45%	118	4	0		New	P,T,M	0		\$350.00
33504	PLAINVIEW BREAKFAST	03/24/1977	Active		10	1	0	1	11.11%	10		3		New		0		
751	RALLS	03/06/1953	Active		22	0	0	0	0.00%	23		3		New	P,S,T	N/R		
689	ROARING SPRINGS	03/20/1946	Active		22	3	1	2	10.00%	20	1	0		Same	P,S,T,M	N/R		
752	ROBY	03/21/1941	Active		29	0	3	-3	-9.38%	27	4	0		New	P,M	0		\$20.00
753	ROPESVILLE	03/26/1953	Active		40	0	4	-4	-9.09%	38	12	1		New		N/R		\$40.00
754	ROTAN	07/08/1947	Active		24	0	3	-3	-11.11%	27	2	0		New	P	N/R		
755	SEAGRAVES	01/18/1940	Active		19	0	2	-2	-9.52%	21	8	0		New		1		
756	SEMINOLE	07/10/1940	Active		54	3	4	-1	-1.82%	56	5	1		New	P,T	N/R		\$54.00
758	SHALLOWATER	03/30/1954	Active		25	4	0	4	19.05%	23		0		Same		3		
759	SLATON	01/19/1960	Active		35	2	3	-1	-2.78%	35	12	0		New		N/R		
760	SNYDER	08/19/1924	Active		75	7	4	3	4.17%	67	6	0		New	S	38		\$40.00



Club Health Assessment for District 2 T2 through January 2011

				Status				Membership					Reports				Finance		LCIF	
Club Number	Club Name	Charter Date	Number of Times on Status Quo within 2 years		Current Status *	Current Member Count	YTD Members Added	YTD Members Dropped	YTD Net Growth	YTD Net Growth%	Member Count 12 Months Ago	Avg. length of service for dropped members	Months Since Last MMR ***	Yrs. Since Last Officer Report	President Rotation	No Active Email **	Months Since Last Activity Report ***	Account Balance	Donations for current Fiscal Year	
						If below 15 members appears in red				If net loss is greater than 20% appears in red			If no report in 3 months appears in red	When more than one year appears in red	Notes the officers that do not have an active Email	If no report in 12 months appears in red				
761	SPRINGLAKE	01/12/1956	Active			24	0	0	0	0.00%	23		11		New	P,T	5			
769	WHITHARRAL	01/23/1958	Active			27	0	0	0	0.00%	28		4		Same	M	4			
770	WILSON	07/11/1949	Active			6	0	4	-4	-40.00%	10	10	3		None		N/R			
61488	WOLFFORTH	02/08/1999	Active			13	0	2	-2	-13.33%	15	8	0		New	P	3			
Current Total Clubs Count	YTD New Clubs Count	YTD Cancelled Clubs Count	YTD Net Club Gain	Current Total Members Count	YTD Add	YTD Drop	YTD Net Growth	YTD Net %	Member Count 12 Months Ago	Average Member Count Per Club	% of Clubs with less than 20 members	% No MMR in 3 Months	% No Officer Report in 12 Months	% of Clubs with balance 90+ days	Number of Clubs in Status Quo	% Status Quo Clubs in Financial Suspension	Number of Cancelled Clubs	Average Cancelled Club Age	Members Lost Due to Cancellation	% of Clubs Cancelled for Non-Financial Reasons
54	1	0	1	1,592	139	181	-42	-2.57%	1,558	29	48%	11%	0%	6%	0	0%	0	0	0	0%

* - Cancellation Reasons: 1-Objectives/conduct, 2-Non-active club, 5-Non-existing club, 6-Disbanding, 7-Merger, 8-Financial Suspension, 9-District/Multiple District Dues.

** - Abbreviation: P-President, S-Secretary, T-Treasurer, M-Member Chairperson.

***- Abbreviation: N/R - Not reported through the WMMR. Reports submitted using other methods are not reflected.



Club Health Assessment for District 2 T3 through January 2011

			Status		Membership							Reports					Finance		LCIF
Club Number	Club Name	Charter Date	Current Status *	Number of Times on Status Quo within 2 years	Current Member Count	YTD Members Added	YTD Members Dropped	YTD Net Growth	YTD Net Growth%	Member Count 12 Months Ago	Avg. length of service for dropped members	Months Since Last MMR ***	Yrs. Since Last Officer Report	President Rotation	No Active Email **	Months Since Last Activity Report ***	Account Balance	Donations for current Fiscal Year	
					If below 15 members appears in red				If net loss is greater than 20% appears in red			If no report in 3 months appears in red	When more than one year appears in red		Notes the officers that do not have an active Email	If no report in 12 months appears in red			
Clubs less than two years old																			
107795	MISSION VALLEY	03/26/2010	Active	1	10	0	7	-7	-41.18%	0	1	1		Same	S	N/R			
107819	PRESIDIO	03/16/2010	Cancelled(8)	1	0	0	21	-21	-100.00%	0	1	1		None		N/A	90+ Days		
105185	RANKIN	04/07/2009	Cancelled(6)	1	0	0	0	0	0.00%	31		6	1	None		N/A			
Clubs more than two years old																			
772	ALPINE	09/24/1941	Active		34	2	3	-1	-2.86%	34	17	0		New	S,T	4		\$164.00	
774	ANDREWS DOWNTOWN	10/14/1941	Active		46	5	6	-1	-2.13%	48	4	0		New	P,S,T,M	1			
779	CRANE NOON	10/22/1940	Active		20	0	0	0	0.00%	20		2		New	P,M	8			
37559	EL PASO CENTRAL	10/04/1979	Active		8	0	1	-1	-11.11%	9	37	3	1	None		N/A			
787	EL PASO DEL NORTE	11/16/1954	Active		28	3	0	3	12.00%	23		0		New		16		\$114.00	
786	EL PASO DOWNTOWN	05/10/1923	Active		68	2	2	0	0.00%	67	3	1		New		0		\$280.00	
788	EL PASO EAST EL PASO	10/29/1952	Active		12	1	5	-4	-25.00%	19	6	1		New	P,M	0		\$100.00	
789	EL PASO FIVE POINTS	02/16/1945	Active		70	4	7	-3	-4.11%	73	14	0		New	P	0		\$607.00	
794	EL PASO MOUNTAIN	12/18/1973	Active		10	0	1	-1	-9.09%	16	3	0		New	P,M	3		\$21.00	
53577	EL PASO SAM WALTON	08/11/1992	Active		17	2	0	2	13.33%	13		1		Same	T,M	55	90+ Days		
795	EL PASO SKYLINE	02/25/1960	Active		14	0	0	0	0.00%	14		1		New		1		\$28.00	
47655	EL PASO SOCORRO	07/31/1987	Active		7	0	0	0	0.00%	7		22	2	None		N/A	90+ Days		
796	EL PASO SUN CITY	09/27/1969	Active		26	1	1	0	0.00%	26	10	0		Same	P,T,M	15		\$240.00	
778	EL PASO UPPER VALLEY	01/18/1956	Active		24	3	1	2	9.09%	24	11	0		New	P,M	4			
78206	FABENS COTTON VALLEY	02/11/2004	Active		24	0	0	0	0.00%	25		7		New	P	7			
43447	FORT DAVIS	02/02/1984	Active		30	7	4	3	11.11%	28	2	0		New	M	N/R			
799	FORT STOCKTON	04/26/1928	Active		46	0	0	0	0.00%	49		7		New	S,M	N/R			
803	HORIZON CITY	01/25/1967	Active		25	1	4	-3	-10.71%	30	2	2		Same	P,T	9			
98910	HORIZON CITY EASTLAKE	03/26/2007	Active		9	0	2	-2	-18.18%	14	3	0		Same		3		\$180.00	
805	IRAAN	06/12/1934	Active		26	1	0	1	4.00%	25		0		New	P,M	0			
806	KERMIT DOWNTOWN	08/21/1936	Active		24	0	6	-6	-20.00%	34	18	5		New		29			



Club Health Assessment for District 2 T3 through January 2011

			Status		Membership							Reports					Finance		LCIF	
Club Number	Club Name	Charter Date	Current Status *	Number of Times on Status Quo within 2 years	Current Member Count	YTD Members Added	YTD Members Dropped	YTD Net Growth	YTD Net Growth%	Member Count 12 Months Ago	Avg. length of service for dropped members	Months Since Last MMR ***	Yrs. Since Last Officer Report	President Rotation	No Active Email **	Months Since Last Activity Report ***	Account Balance	Donations for current Fiscal Year		
					If below 15 members appears in red				If net loss is greater than 20% appears in red			If no report in 3 months appears in red	When more than one year appears in red		Notes the officers that do not have an active Email	If no report in 12 months appears in red				
809	MARFA	01/16/1945	Active		2	0	0	0	0.00%	2		29	1	None		N/A				
811	MC CAMEY	03/14/1928	Active		23	4	2	2	9.52%	22	6	0		Same	P,S,T,M	N/R				
813	MONAHANS	01/14/1942	Active		40	2	4	-2	-4.76%	43	29	0		New	P,T,M	0		\$84.00		
48995	ODESSA ANTE MERIDIAN	11/09/1988	Active		8	0	3	-3	-27.27%	13	6	0		None		10				
51474	ODESSA BARRIO	03/29/1991	Active	1	3	0	0	0	0.00%	3		6		Same	M	16				
814	ODESSA BASIN	02/03/1958	Active		4	0	1	-1	-20.00%	5	39	0		Same	P,S,T	N/R				
815	ODESSA DOWNTOWN	01/20/1936	Active		91	3	7	-4	-4.21%	94	20	0		New		0		\$186.00		
816	ODESSA ECTOR	04/10/1969	Active		17	0	0	0	0.00%	17		1		Same	P,T,M	7		\$500.00		
818	ODESSA GRANDVIEW	05/07/1968	Active		10	0	6	-6	-37.50%	16	18	0		Same	P,S	N/R				
819	ODESSA TRI SERVICE	04/10/1956	Active		12	1	0	1	9.09%	12		1		New		0		\$22.00		
41442	ODESSA WESTSIDE	06/18/1982	Active		7	0	0	0	0.00%	7		23	1	None		N/A				
821	PECOS DOWNTOWN	06/04/1928	Active		50	1	3	-2	-3.85%	46	10	0		New	M	7				
45862	SANDERSON	03/24/1986	Active		16	1	2	-1	-5.88%	16	1	6		New	P,M	N/R				
66559	UNIVERSITY OF TEXAS AT EL PASO	08/28/2002	Active		17	2	9	-7	-29.17%	23	3	0		New	M	0				
58112	VAN HORN	04/18/1996	Active		11	3	0	3	37.50%	7		6		None		N/A				
831	WINK	11/30/1931	Active		10	3	3	0	0.00%	10	3	4		New	P	40	90+ Days			
832	YSLETA	10/06/1941	Active		15	1	2	-1	-6.25%	16	2	1		New	P	20				
Current Total Clubs Count	YTD New Clubs Count	YTD Cancelled Clubs Count	YTD Net Club Gain	Current Total Members Count	YTD Add	YTD Drop	YTD Net Growth	YTD Net Growth %	Member Count 12 Months Ago	Average Member Count Per Club	% of Clubs with less than 20 members	% No MMR in 3 Months	% No Officer Report in 12 Months	% of Clubs with balance 90+ days	Number of Clubs in Status Quo	% Status Quo Clubs in Financial Suspension	Number of Cancelled Clubs	Average Cancelled Club Age	Members Lost Due to Cancellation	% of Clubs Cancelled for Non-Financial Reasons
39	0	2	-2	914	53	113	-60	-6.16%	981	23	54%	28%	10%	8%	0	0%	2	1	21	50%

* - Cancellation Reasons: 1-Objectives/conduct, 2-Non-active club, 5-Non-existing club, 6-Disbanding, 7-Merger, 8-Financial Suspension, 9-District/Multiple District Dues.

** - Abbreviation: P-President, S-Secretary, T-Treasurer, M-Member Chairperson.

***- Abbreviation: N/R - Not reported through the WMMR. Reports submitted using other methods are not reflected.



Club Health Assessment for District 2 E1 through January 2011

			Status		Membership						Reports					Finance		LCIF	
Club Number	Club Name	Charter Date	Current Status *	Number of Times on Status Quo within 2 years	Current Member Count	YTD Members Added	YTD Members Dropped	YTD Net Growth	YTD Net Growth%	Member Count 12 Months Ago	Avg. length of service for dropped members	Months Since Last MMR ***	Yrs. Since Last Officer Report	President Rotation	No Active Email **	Months Since Last Activity Report ***	Account Balance	Donations for current Fiscal Year	
					If below 15 members appears in red				If net loss is greater than 20% appears in red			If no report in 3 months appears in red	When more than one year appears in red		Notes the officers that do not have an active Email	If no report in 12 months appears in red			
Clubs less than two years old																			
105396	HARDIN SIMMONS UNIVERSITY	05/07/2009	Cancelled(6)	1	0	0	23	-23	-100.00%	23	2	2		None			N/A	90+ Days	
106825	MCMURRY UNIVERSITY	11/02/2009	Active		11	1	10	-9	-45.00%	20	1	4		New	P,T,M	N/R			
108556	SAINT JO	06/04/2010	Active		20	4	4	0	0.00%	0	0	1		Same	T,M	N/R			
Clubs more than two years old																			
834	ABILENE CACTUS	10/21/1952	Active		27	0	1	-1	-3.57%	27	29	6		New	M		7		\$30.00
835	ABILENE ELMWOOD WEST	04/07/1955	Active		9	0	2	-2	-18.18%	11	25	0		New	S,T		9		\$11.00
836	ABILENE EVENING	03/26/1957	Active		11	0	0	0	0.00%	14		1		Same			0		\$1511.00
833	ABILENE FOUNDER	03/23/1917	Active		43	0	3	-3	-6.52%	48	14	0		New	P,T		5		\$88.00
33003	ABILENE WYLIE	11/30/1976	Active		27	0	0	0	0.00%	27		18		Same			N/R		\$27.00
838	ALBANY	01/05/1953	Active		25	1	3	-2	-7.41%	30	4	0		New	M		N/R		\$54.00
839	ANSON	06/11/1925	Active		27	1	1	0	0.00%	25	2	0		New	P,M		10		\$27.00
842	ASPERMONT	10/30/1968	Active		31	9	6	3	10.71%	27	5	1		Same	P,T,M		N/R		\$28.00
845	BOWIE	06/28/1928	Active		19	5	1	4	26.67%	15	3	0		Same	P,M		N/R		\$35.00
846	BRECKENRIDGE	04/14/1921	Active		37	1	4	-3	-7.50%	41	14	1		New	M		2		\$36.00
847	BRYSON	09/26/1946	Active		20	0	0	0	0.00%	20		0		New	P		N/R		\$20.00
848	BURKBURNETT	09/22/1922	Cancelled(6)	1	0	0	5	-5	-100.00%	5	13	4		None			N/A		
849	BURKBURNETT BOOMTOWN	10/23/1969	Active		22	2	4	-2	-8.33%	21	15	0		New	P,T,M		N/R		\$24.00
851	CHILLICOTHE	06/07/1928	Active		20	0	0	0	0.00%	19		0		New	T		N/R		\$20.00
852	CISCO	03/24/1922	Active		27	1	3	-2	-6.90%	29	11	0		New	P,M		13		\$29.00
853	CLYDE	06/22/1950	Active		12	3	4	-1	-7.69%	13	4	0		New	P		0		\$13.00
850	COMANCHE NOON	02/03/1971	Active		16	0	2	-2	-11.11%	20	2	6		Same			N/R		\$16.00
856	CROWELL	04/15/1949	Active		4	0	0	0	0.00%	7		7		Same	P,M		N/R		
52082	DE LEON	10/11/1991	Active		18	2	1	1	5.88%	20	19	0		Same			10		\$17.00
858	DUBLIN	11/28/1952	Active		11	0	2	-2	-15.38%	13	22	4	1	None			N/A		\$13.00
859	EASTLAND	07/07/1922	Active		26	2	2	0	0.00%	28	2	1		Same			3		\$26.00




Club Health Assessment for District 2 E1 through January 2011

			Status		Membership						Reports					Finance		LCIF
Club Number	Club Name	Charter Date	Current Status *	Number of Times on Status Quo within 2 years	Current Member Count	YTD Members Added	YTD Members Dropped	YTD Net Growth	YTD Net Growth%	Member Count 12 Months Ago	Avg. length of service for dropped members	Months Since Last MMR ***	Yrs. Since Last Officer Report	President Rotation	No Active Email **	Months Since Last Activity Report ***	Account Balance	Donations for current Fiscal Year
					If below 15 members appears in red				If net loss is greater than 20% appears in red			If no report in 3 months appears in red	When more than one year appears in red		Notes the officers that do not have an active Email	If no report in 12 months appears in red		
43448	ELECTRA	02/06/1984	Active		13	2	0	2	18.18%	11		5		Same	P	N/R		\$22.00
32779	EULA	10/22/1976	Active		13	0	1	-1	-7.14%	12	34	0		New		N/R		\$14.00
861	GORDON	06/03/1966	Active		9	0	0	0	0.00%	11		0		None	S	N/R		\$9.00
862	GORMAN	09/15/1966	Active		16	0	0	0	0.00%	16		7		New	T,M	7		
43310	GRAFORD	01/11/1984	Active		11	1	3	-2	-15.38%	13	9	1		New	P,S,T	N/R		
863	GRAHAM	06/15/1928	Active		68	2	2	0	0.00%	72	2	2		New	S,T,M	0		\$68.00
864	GRAHAM EVENING	06/13/1969	Active		11	0	1	-1	-8.33%	13	1	0		New	S,T,M	N/R		\$12.00
865	HAMLIN	08/29/1929	Active		26	1	2	-1	-3.70%	26	18	1		New	P,S,T	N/R		\$27.00
866	HASKELL	03/22/1928	Active		14	0	0	0	0.00%	15		9	1	None		N/A		\$14.00
38250	HENRIETTA	04/17/1980	Active		10	1	0	1	11.11%	8		0		Same	S,T,M	19		\$9.00
870	IOWA PARK	05/15/1928	Active		27	0	4	-4	-12.90%	31	18	0		New	P,S,M	N/R		\$29.00
871	IOWA PARK EVENING	09/20/1955	Active		12	0	0	0	0.00%	12		4		Same	M	4		\$12.00
872	JACKSBORO	06/15/1928	Active		78	5	6	-1	-1.27%	79	13	0		Same	P	55		
874	KNOX CITY	10/04/1938	Active		19	0	3	-3	-13.64%	22	29	1		New	P,M	1		\$22.00
876	MERKEL	03/27/1928	Active		19	8	5	3	18.75%	16	11	0		None		N/R		\$16.00
82598	MIDWESTERN STATE UNIVERSITY	06/21/2004	Active		18	14	0	14	350.00%	16		1		New	T	6		
878	MINERAL WELLS EVENING	06/01/1967	Active		7	0	0	0	0.00%	8		0		Same	P	N/R		\$7.00
877	MINERAL WELLS NOON	08/10/1931	Active		75	6	5	1	1.35%	75	4	0		New	P,M	N/R		\$74.00
879	MUNDAY	02/12/1953	Active		32	3	2	1	3.23%	29	3	1		New	M	1		
880	NOCONA	05/11/1948	Active		21	0	2	-2	-8.70%	23	7	0		New	P,M	7		\$23.00
881	OLNEY	05/11/1928	Active		23	1	1	0	0.00%	24	2	0		Same		42		\$23.00
883	POSSUM KINGDOM LAKE	03/31/1969	Active		11	1	4	-3	-21.43%	14	9	2		New		4		
884	QUANAH	04/03/1941	Active		18	3	1	2	12.50%	16	3	2		Same		N/R		
885	RANGER	04/11/1922	Active		31	0	1	-1	-3.13%	31	4	0		New		N/R		
888	SEYMOUR	02/17/1937	Active		24	18	31	-13	-35.14%	37	18	0		New	M	N/R		
44700	SIDNEY	03/28/1985	Active		22	4	2	2	10.00%	20	13	0		New	P,S,T	N/R		



Club Health Assessment for District 2 E1 through January 2011

				Status		Membership							Reports					Finance		LCIF
Club Number	Club Name	Charter Date	Current Status *	Number of Times on Status Quo within 2 years	Current Member Count	YTD Members Added	YTD Members Dropped	YTD Net Growth	YTD Net Growth%	Member Count 12 Months Ago	Avg. length of service for dropped members	Months Since Last MMR ***	Yrs. Since Last Officer Report	President Rotation	No Active Email **	Months Since Last Activity Report ***	Account Balance	Donations for current Fiscal Year		
					If below 15 members appears in red				If net loss is greater than 20% appears in red			If no report in 3 months appears in red	When more than one year appears in red		Notes the officers that do not have an active Email	If no report in 12 months appears in red				
889	SOUTH TAYLOR COUNTY	03/23/1948	Active		34	1	3	-2	-5.56%	39	18	1		New	P,T	0	90+ Days	\$36.00		
103942	STAMFORD	11/10/2008	Active		14	0	3	-3	-17.65%	21	2	3		New		8		\$17.00		
891	STEPHENVILLE	10/13/1922	Active		84	2	2	0	0.00%	88	33	1		New	P,M	0		\$84.00		
61810	STEPHENVILLE EVENING	04/19/1999	Active		64	0	0	0	0.00%	66		9		Same	P	43		\$64.00		
892	STRAWN	05/03/1949	Active	1	7	0	1	-1	-12.50%	9	25	2		Same	P,M	N/R				
77858	TARLETON CAMPUS	11/25/2003	Active		8	1	3	-2	-20.00%	10	3	3		Same		3				
894	VERNON	10/17/1921	Active		99	5	1	4	4.21%	104	2	0		New	P,M	N/R	90+ Days			
896	WICHITA FALLS FOUNDER	10/22/1921	Active		52	4	1	3	6.12%	49	2	0		New	M	0		\$49.00		
38846	WICHITA FALLS NORTH EAST	08/29/1980	Active		8	1	0	1	14.29%	7		5		Same	P,M	N/R		\$8.00		
898	WICHITA FALLS SOUTH WEST	04/20/1961	Active		3	0	0	0	0.00%	3		1		Same	P,S,T,M	N/R				
Current Total Clubs Count	YTD New Clubs Count	YTD Cancelled Clubs Count	YTD Net Club Gain	Current Total Members Count	YTD Add	YTD Drop	YTD Net Growth	YTD Net Growth %	Member Count 12 Months Ago	Average Member Count Per Club	% of Clubs with less than 20 members	% No MMR in 3 Months	% No Officer Report in 12 Months	% of Clubs with balance 90+ days	Number of Clubs in Status Quo	% Status Quo Clubs in Financial Suspension	Number of Cancelled Clubs	Average Cancelled Club Age	Members Lost Due to Cancellation	% of Clubs Cancelled for Non-Financial Reasons
58	0	2	-2	1,464	116	171	-55	-3.62%	1,549	25	50%	24%	3%	5%	0	0%	2	45	28	100%

* - Cancellation Reasons: 1-Objectives/conduct, 2-Non-active club, 5-Non-existing club, 6-Disbanding, 7-Merger, 8-Financial Suspension, 9-District/Multiple District Dues.

** - Abbreviation: P-President, S-Secretary, T-Treasurer, M-Member Chairperson.

***- Abbreviation: N/R - Not reported through the WMMR. Reports submitted using other methods are not reflected.



Club Health Assessment for District 2 E2 through January 2011

			Status		Membership							Reports					Finance		LCIF		
Club Number	Club Name	Charter Date	Current Status *	Number of Times on Status Quo within 2 years	Current Member Count	YTD Members Added	YTD Members Dropped	YTD Net Growth	YTD Net Growth%	Member Count 12 Months Ago	Avg. length of service for dropped members	Months Since Last MMR ***	Yrs. Since Last Officer Report	President Rotation	No Active Email **	Months Since Last Activity Report ***	Account Balance	Donations for current Fiscal Year			
					If below 15 members appears in red			If net loss is greater than 20% appears in red				If no report in 3 months appears in red		When more than one year appears in red		Notes the officers that do not have an active Email		If no report in 12 months appears in red			
Clubs less than two years old																					
110195	FLOWER MOUND FAMILY	01/26/2011	Newly Chartered		20	20	0	20	100.00%	0		0		New		N/R					
106947	ROANOKE	12/02/2009	Active		33	5	15	-10	-23.26%	50	1	0		Same	T	0					
Clubs more than two years old																					
899	ALEDO COMMUNITY L C	10/03/1968	Active		9	0	0	0	0.00%	10		0		Same	P,M	3	90+ Days	\$9.00			
901	ALVARADO	09/26/1939	Active		22	0	0	0	0.00%	24		7		Same	P,M	7		\$47.00			
903	ARLINGTON	11/18/1941	Cancelled(6)	1	0	0	0	0	0.00%	10		4		None		45					
904	ARLINGTON GREATER ARLINGTON	05/31/1957	Active		19	0	3	-3	-13.64%	19	20	0		Same	P,M	0		\$110.00			
63934	AZLE	01/23/2001	Active		31	4	2	2	6.90%	31	6	0		New	T,M	1	90+ Days	\$29.00			
906	BENBROOK	01/14/1952	Active		22	2	0	2	10.00%	20		2		Same	M	2		\$20.00			
907	BLUE MOUND	02/11/1972	Active		7	1	0	1	16.67%	4		0		New	M	0		\$4.00			
908	BRIDGEPORT	07/03/1928	Active		81	8	3	5	6.58%	80	5	1		New		2					
909	BURLESON	11/19/1945	Active		69	5	5	0	0.00%	70	13	0		New		3					
911	CLEBURNE	10/20/1920	Active		72	1	12	-11	-13.25%	84	7	0		New	P,M	0		\$80.00			
41446	COLLEYVILLE	06/01/1982	Active		189	22	24	-2	-1.05%	185	8	0		New	M	4		\$2191.00			
64733	CROWLEY	10/29/2001	Active		20	2	2	0	0.00%	21	5	0		New	P,T	7		\$20.00			
914	DECATUR	01/14/1925	Active		67	5	3	2	3.08%	67	5	2		New	P,M	N/R		\$65.00			
915	DENISON	06/01/1921	Active		44	2	6	-4	-8.33%	49	8	0		New	P,T,M	7					
52620	DENISON TEXOMA	03/09/1992	Active		14	1	3	-2	-12.50%	17	3	0		Same	S,T,M	6					
916	DENTON	12/19/1928	Active		24	3	0	3	14.29%	23		4		Same	P,T	4	90+ Days	\$21.00			
917	DENTON HI NOON	02/14/1958	Active		38	6	5	1	2.70%	39	6	0		New	T,M	7		\$10.00			
75974	DENTON INDEPENDENCE	06/28/2003	Cancelled(8)	1	0	0	10	-10	-100.00%	10	1	5	1	None		N/A	90+ Days				
53212	DENTON TRIANGLE	06/02/1992	Active		18	0	1	-1	-5.26%	19	6	0		New	M	0		\$59.00			
918	EULESS	11/10/1959	Active		10	2	0	2	25.00%	7		4		Same	T	N/R		\$10.00			
34158	EVERMAN	06/26/1977	Active		22	0	5	-5	-18.52%	27	9	2		Same	P,T,M	N/R					
919	FORT WORTH	09/26/1916	Active		38	1	5	-4	-9.52%	42	14	0		Same		26		\$41.00			




Club Health Assessment for District 2 E2 through January 2011

			Status		Membership						Reports					Finance		LCIF
Club Number	Club Name	Charter Date	Current Status *	Number of Times on Status Quo within 2 years	Current Member Count	YTD Members Added	YTD Members Dropped	YTD Net Growth	YTD Net Growth%	Member Count 12 Months Ago	Avg. length of service for dropped members	Months Since Last MMR ***	Yrs. Since Last Officer Report	President Rotation	No Active Email **	Months Since Last Activity Report ***	Account Balance	Donations for current Fiscal Year
					If below 15 members appears in red			If net loss is greater than 20% appears in red				If no report in 3 months appears in red	When more than one year appears in red		Notes the officers that do not have an active Email	If no report in 12 months appears in red		
29613	FORT WORTH FOREST HILL	06/28/1974	Active		24	0	0	0	0.00%	24		4		Same	M	N/R		
940	FORT WORTH HANDLEY MEADOW BRK	11/08/1945	Active		54	4	5	-1	-1.82%	60	4	0		New	P	1		
924	FORT WORTH NORTH SIDE	02/06/1946	Active		15	0	0	0	0.00%	15		18	1	None		N/A		\$15.00
923	FORT WORTH NORTHEAST RICHLAND	03/07/1963	Active		97	6	2	4	4.30%	96	2	1		New	P,T,M	39		
926	FORT WORTH RIVERSIDE	04/24/1940	Active		27	4	2	2	8.33%	24	5	4		New	P,T,M	5		\$48.00
928	FORT WORTH SOUTHEAST	07/15/1952	Active		28	1	2	-1	-3.45%	28	12	0		New	M	7		\$29.00
931	FORT WORTH SOUTHWEST	10/18/1960	Active		14	0	0	0	0.00%	17		1		New		7		\$14.00
50793	FORT WORTH TRINITY	06/28/1990	Active		17	0	2	-2	-10.53%	19	8	0		New		N/R		\$19.00
932	FORT WORTH WEST SIDE	03/24/1947	Active		11	0	2	-2	-15.38%	13	38	0		Same	S,T	0		\$13.00
97060	FRISCO NOON	05/02/2006	Active		13	2	2	0	0.00%	14	3	0		New		19		\$13.00
934	GAINESVILLE	06/11/1948	Active		30	1	2	-1	-3.23%	31	1	2		New	P,M	10	90+ Days	\$31.00
56900	GLEN ROSE	05/10/1995	Active		59	5	5	0	0.00%	55	4	0		New		1		
55965	GODLEY	07/05/1994	Active		30	5	0	5	20.00%	28		0		Same	P,T	2		
936	GRANBURY	02/09/1961	Active		34	3	16	-13	-27.66%	47	5	2		New	M	2		\$1047.00
57379	GRANDVIEW	09/28/1995	Active		23	3	3	0	0.00%	21	8	0		New	P,S,T,M	N/R		\$23.00
937	GRAPEVINE	11/26/1934	Active		14	3	1	2	16.67%	16	1	0		Same	P,T	3		\$12.00
82899	GRAPEVINE HERITAGE	06/28/2004	Active		21	0	0	0	0.00%	17		0		New	P	9		
939	HALTOM CITY	02/26/1966	Active		15	0	0	0	0.00%	15		8		New	P	18		\$15.00
47082	HIGHLAND VILLAGE	03/27/1987	Active		30	0	0	0	0.00%	31		3		New	T	3		\$5030.00
942	JOSHUA	05/17/1973	Active		17	0	2	-2	-10.53%	16	26	2		New	P,M	7		\$19.00
944	KELLER	02/24/1948	Active		36	0	2	-2	-5.13%	38	2	1		New	M	21		
55114	KRUM	12/10/1993	Active		27	0	3	-3	-10.00%	35	4	4		New	P,S,M	8		
63083	LAKE CITIES	04/21/2000	Active		18	0	0	0	0.00%	18		8		New	M	14		\$18.00
948	LEWISVILLE	05/15/1945	Active		33	1	2	-1	-2.94%	31	1	2		New		2		\$84.00
33991	LITTLE ELM	06/16/1977	Active		19	4	1	3	18.75%	19	7	1		New		6		\$16.00
39335	MANSFIELD	01/30/1981	Active		18	3	1	2	12.50%	16	2	0		New	P	N/R		\$16.00



Club Health Assessment for District 2 E2 through January 2011

				Status		Membership							Reports					Finance		LCIF		
Club Number	Club Name	Charter Date		Current Status *	Number of Times on Status Quo within 2 years		Current Member Count	YTD Members Added	YTD Members Dropped	YTD Net Growth	YTD Net Growth%	Member Count 12 Months Ago	Avg. length of service for dropped members	Months Since Last MMR ***	Yrs. Since Last Officer Report	President Rotation	No Active Email **	Months Since Last Activity Report ***	Account Balance	Donations for current Fiscal Year		
							If below 15 members appears in red			If net loss is greater than 20% appears in red			If no report in 3 months appears in red		When more than one year appears in red		Notes the officers that do not have an active Email		If no report in 12 months appears in red			
949	MCKINNEY	10/30/1920		Active			63	4	6	-2	-3.08%	65	18	0		New	P,T,M	1		\$65.00		
65340	MCKINNEY MORNING PRIDE	05/06/2002		Active			22	3	0	3	15.79%	18		0		New	T,M	0		\$19.00		
41290	PANTEGO	05/17/1982		Active			38	3	2	1	2.70%	28	5	0		New		0		\$1148.00		
41448	POTTSBORO	06/16/1982		Active			31	2	2	0	0.00%	33	7	1		Same	T	1				
950	PRINCETON	07/01/1947		Active			21	2	3	-1	-4.55%	25	3	0		Same	M	0				
925	RIVER OAKS	03/20/1948		Active			50	3	2	1	2.04%	50	16	0		New	P,T,M	0		\$49.00		
952	SAGINAW	09/26/1957		Active			21	2	1	1	5.00%	22	1	3		New	T,M	3		\$20.00		
46569	SANGER	10/21/1986		Active			21	4	3	1	5.00%	21	6	0		New	P,S,T,M	5				
955	SHERMAN EVENING	04/23/1958		Active			14	1	1	0	0.00%	14	2	0		New	P	12		\$14.00		
954	SHERMAN NOON	06/21/1928		Active			49	0	10	-10	-16.95%	61	15	0		New		0		\$79.00		
45863	SOUTHLAKE	03/25/1986		Active			24	3	0	3	14.29%	23		0		New	T	5		\$42.00		
956	SPRINGTOWN	12/03/1959		Active			27	9	9	0	0.00%	27	6	0		Same		24		\$27.00		
36540	THE COLONY	02/12/1979		Active			11	1	0	1	10.00%	10		0		New	M	3				
51994	VENUS	09/09/1991		Cancelled(6)	2		0	0	4	-4	-100.00%	4	3	3	1	None		N/A		\$8.00		
958	WEATHERFORD EVENING	02/25/1969		Active			11	0	0	0	0.00%	11		5		Same	P,S	N/R				
957	WEATHERFORD NOON	12/13/1921		Active			77	16	6	10	14.93%	68	2	0		New	T,M	0		\$67.00		
52132	WHITESBORO	11/01/1991		Active			10	0	0	0	0.00%	12		6		Same	T,M	14				
Current Total Clubs Count	YTD New Clubs Count	YTD Cancelled Clubs Count	YTD Net Club Gain	Current Total Members Count	YTD Add	YTD Drop	YTD Net Growth	YTD Net Growth %	Member Count 12 Months Ago	Average Member Count Per Club	% of Clubs with less than 20 members	% No MMR in 3 Months	% No Officer Report in 12 Months	% of Clubs with balance 90+ days	Number of Clubs in Status Quo	% Status Quo Clubs in Financial Suspension	Number of Cancelled Clubs	Average Cancelled Club Age	Members Lost Due to Cancellation	% of Clubs Cancelled for Non-Financial Reasons		
64	1	3	-2	2,083	188	208	-20	-0.95%	2,144	33	33%	20%	2%	6%	0	0%	3	32	14	67%		

* - Cancellation Reasons: 1-Objectives/conduct, 2-Non-active club, 5-Non-existing club, 6-Disbanding, 7-Merger, 8-Financial Suspension, 9-District/Multiple District Dues.

** - Abbreviation: P-President, S-Secretary, T-Treasurer, M-Member Chairperson.

***- Abbreviation: N/R - Not reported through the WMMR. Reports submitted using other methods are not reflected.



Club Health Assessment for District 2 X1 through January 2011

			Status		Membership						Reports					Finance		LCIF
Club Number	Club Name	Charter Date	Current Status *	Number of Times on Status Quo within 2 years	Current Member Count	YTD Members Added	YTD Members Dropped	YTD Net Growth	YTD Net Growth%	Member Count 12 Months Ago	Avg. length of service for dropped members	Months Since Last MMR ***	Yrs. Since Last Officer Report	President Rotation	No Active Email **	Months Since Last Activity Report ***	Account Balance	Donations for current Fiscal Year
					If below 15 members appears in red				If net loss is greater than 20% appears in red			If no report in 3 months appears in red	When more than one year appears in red		Notes the officers that do not have an active Email	If no report in 12 months appears in red		
Clubs less than two years old																		
106728	DALLAS INSTITUTE OF FUNERAL SERVICE	10/16/2009	Active		23	1	3	-2	-8.00%	26	1	1		New		N/R		
108730	DALLAS PLEASANT GROVE EDUCATORS	06/24/2010	Active		22	0	0	0	0.00%	0		7		Same		N/R	90+ Days	
108198	FARMERS BRANCH COMMUNITY	04/27/2010	Active		20	0	7	-7	-25.93%	0	0	0		New	M	0		
107947	GRAND PRAIRIE COMMUNITY	04/01/2010	Active		6	0	15	-15	-71.43%	0	1	0		Same		0		
108031	NAVARRO COLLEGE CAMPUS	04/09/2010	Active		25	0	0	0	0.00%	0		9		Same	S	N/R	90+ Days	
108742	NORTH EAST DALLAS COMMUNITY	06/23/2010	Active	1	19	4	5	-1	-5.00%	0	0	0		New	P,T	N/R		
109069	WAXAHACHIE SUNSET	08/12/2010	Active		21	22	1	21	100.00%	0	0	0		New		0	90+ Days	
109826	WEST PLANO	12/03/2010	Newly Chartered		20	20	0	20	100.00%	0		1		New		N/R		
Clubs more than two years old																		
39982	ALLEN	06/02/1981	Active		33	9	0	9	37.50%	19		0		Same		0		
78425	ALLEN HIGH NOON	03/09/2004	Active		13	0	0	0	0.00%	13		1		New	T,M	1		\$26.00
962	BALCH SPRINGS	01/08/1969	Active		8	0	0	0	0.00%	8		1		Same	T	8	90+ Days	
42999	CARROLLTON EVENING	09/19/1983	Active		27	1	2	-1	-3.57%	27	8	0		New		2		
963	CARROLLTON HOST	10/18/1934	Active	1	24	0	0	0	0.00%	24		0		Same		24		\$128.00
42260	CEDAR HILL	02/10/1983	Active		69	2	5	-3	-4.17%	70	1	0		New	T,M	5		
95897	COLLIN COUNTY COMMUNITY COLLEGE	02/23/2006	Active		24	20	12	8	50.00%	10	1	3		New		19		
967	COMMERCE	10/06/1925	Active		29	2	2	0	0.00%	30	3	0		New		0		\$1000.00
42630	COPPELL	05/12/1983	Active		29	0	1	-1	-3.33%	29	1	2		New		3		
43313	CRANDALL COMBINE	01/03/1984	Active		19	0	1	-1	-5.00%	21	6	4		Same		4		\$50.00
987	DALLAS DALCLIFF-WYNNEWOOD	02/29/1952	Active		15	2	0	2	15.38%	13		3		New	S	10		
67639	DALLAS EVEREST	04/08/2003	Active		21	2	12	-10	-32.26%	34	3	0		New		0		
45991	DALLAS FILIPINO	04/28/1986	Active		22	4	2	2	10.00%	22	5	0		New		0		\$100.00
969	DALLAS FOUNDER	09/15/1916	Active		22	0	3	-3	-12.00%	22	1	5		New		5	90+ Days	\$38.00
44410	DALLAS INDIAN	12/31/1984	Active		41	0	1	-1	-2.38%	42	2	4		New	S,T,M	12		



Club Health Assessment for District 2 X1 through January 2011

			Status		Membership						Reports					Finance		LCIF
Club Number	Club Name	Charter Date	Current Status *	Number of Times on Status Quo within 2 years	Current Member Count	YTD Members Added	YTD Members Dropped	YTD Net Growth	YTD Net Growth%	Member Count 12 Months Ago	Avg. length of service for dropped members	Months Since Last MMR ***	Yrs. Since Last Officer Report	President Rotation	No Active Email **	Months Since Last Activity Report ***	Account Balance	Donations for current Fiscal Year
					If below 15 members appears in red				If net loss is greater than 20% appears in red			If no report in 3 months appears in red	When more than one year appears in red		Notes the officers that do not have an active Email	If no report in 12 months appears in red		
58412	DALLAS KOREAN	06/13/1996	Active	1	9	0	0	0	0.00%	9		7	2	None		N/A	90+ Days	
980	DALLAS OAK CLIFF	04/01/1929	Active		149	5	32	-27	-15.34%	191	3	0		New	P	N/R		\$20.00
982	DALLAS PARK CITIES	01/17/1929	Active		21	0	2	-2	-8.70%	23	33	0		New	P,S,T,M	N/R		
983	DALLAS PRESTON NORTH	10/17/1956	Active		6	0	1	-1	-14.29%	7	32	0		Same	P,S,T,M	1		\$500.00
984	DALLAS SOUTH	06/22/1970	Active		14	0	0	0	0.00%	15		5		Same	P,T	4		\$24.00
990	DALLAS TRINITY INDUSTRIAL	05/02/1951	Active		15	1	0	1	7.14%	15		0		Same	M	9		
986	DALLAS WHITE ROCK	02/19/1951	Active		27	3	2	1	3.85%	27	3	0		Same		0		
90223	DALLAS WOMEN'S	11/23/2005	Active		5	0	9	-9	-64.29%	15	4	0		New		0		
993	DE SOTO	09/19/1949	Active		35	4	5	-1	-2.78%	33	4	0		Same	M	0	90+ Days	
995	DUNCANVILLE NOON	08/02/1971	Active		76	4	7	-3	-3.80%	88	6	0		New		1	90+ Days	
996	ENNIS HOST	03/05/1921	Active		150	10	7	3	2.04%	140	4	0		New	P,M	0		\$390.00
49668	FERRIS	06/28/1989	Active		22	3	1	2	10.00%	11	2	1		New		51		
34931	FORNEY	01/17/1978	Active		52	2	10	-8	-13.33%	58	5	0		New	P,S	0		
1001	GARLAND EVENING	09/04/1958	Active		15	1	0	1	7.14%	19		0		New	M	0		
1000	GARLAND HOST	06/24/1938	Active		24	0	7	-7	-22.58%	33	13	0		New	P,M	7		\$62.00
82699	GLENN HEIGHTS	06/21/2004	Active		7	0	0	0	0.00%	7		11		Same		18		
1004	GRAND PRAIRIE EVENING	04/02/1968	Active		15	0	0	0	0.00%	21		1		Same		1		\$60.00
1003	GRAND PRAIRIE HOST	08/10/1942	Active		25	0	6	-6	-19.35%	29	7	0		New	T	5		\$600.00
1005	GREENVILLE	07/02/1921	Active		52	5	2	3	6.12%	52	1	0		New		0		\$210.00
58413	IRVING DFW INDIAN	06/13/1996	Active		34	1	2	-1	-2.86%	40	7	1		New		2		
41449	IRVING EVENING	06/15/1982	Active		19	3	4	-1	-5.00%	20	7	0		New		N/R		\$116.00
1008	IRVING NOON DAY	07/31/1957	Active		38	1	0	1	2.70%	36		0		New		0		\$94.00
96739	ITALY	03/27/2006	Active		9	0	0	0	0.00%	9		1		Same	T,M	0		
1011	KAUFMAN	07/17/1928	Active		55	8	4	4	7.84%	53	18	0		New	P,T,M	0		
1013	LANCASTER	03/08/1940	Active		14	3	0	3	27.27%	12		1		Same		9		
1014	MABANK CEDAR CREEK AREA	02/12/1970	Active		10	1	0	1	11.11%	9		0		Same	T,M	0		




Club Health Assessment for District 2 X1 through January 2011

				Status		Membership						Reports					Finance		LCIF		
Club Number	Club Name	Charter Date	Current Status *	Number of Times on Status Quo within 2 years	Current Member Count	YTD Members Added	YTD Members Dropped	YTD Net Growth	YTD Net Growth%	Member Count 12 Months Ago	Avg. length of service for dropped members	Months Since Last MMR ***	Yrs. Since Last Officer Report	President Rotation	No Active Email **	Months Since Last Activity Report ***	Account Balance	Donations for current Fiscal Year			
					If below 15 members appears in red			If net loss is greater than 20% appears in red				If no report in 3 months appears in red		When more than one year appears in red		Notes the officers that do not have an active Email		If no report in 12 months appears in red			
84344	MAYPEARL	10/19/2004	Active		10	0	2	-2	-16.67%	13	4	1		Same			11	90+ Days			
1015	MESQUITE HOST	12/20/1939	Active		18	0	0	0	0.00%	18		0		Same			N/R				
1017	MIDLOTHIAN	04/23/1946	Active		36	0	0	0	0.00%	35		0		New	P		N/R				
31839	PALMER	03/15/1976	Active		11	2	3	-1	-8.33%	14	1	1		New	S,T		1				
33920	PLANO EARLY	05/23/1977	Active		44	2	4	-2	-4.35%	45	2	0		New	P		3				
56198	PLANO INDIAN	10/31/1994	Cancelled(6)	2	0	0	18	-18	-100.00%	18	8	3	2	None			N/A				
62193	PLANO NEW MILLENIUM	06/28/1999	Active		15	1	1	0	0.00%	13	11	0		New	T		0		\$28.00		
1022	QUINLAN	05/08/1950	Active		20	0	1	-1	-4.76%	13	1	6		Same	P		10				
1023	RED OAK	10/03/1949	Active		29	3	0	3	11.54%	30		0		New			5		\$1056.00		
1024	RICHARDSON HOST	08/22/1957	Active	1	26	0	0	0	0.00%	25		0		New	M		N/R		\$60.00		
1026	ROCKWALL	05/10/1951	Active		16	0	1	-1	-5.88%	17	2	0		New	M		6				
101555	ROCKWALL NOON	03/21/2008	Cancelled(6)	2	0	0	13	-13	-100.00%	17	2	0		None			N/A				
1027	ROWLETT	04/04/1966	Active	1	17	3	4	-1	-5.56%	18	5	0		New	M		0				
101007	ROYSE CITY	01/24/2008	Active		4	2	2	0	0.00%	6	1	0		Same			5				
37755	SACHSE	12/06/1979	Active		18	0	2	-2	-10.00%	23	3	0		New	P		0				
1028	SEAGOVILLE	10/20/1941	Active		6	0	2	-2	-25.00%	8	5	0		Same	S,T,M		N/R	\$68.00			
68650	SEAGOVILLE SUNSET	04/17/2003	Active		33	2	3	-1	-2.94%	32	2	0		Same	T		0	\$60.00			
1029	TERRELL	02/28/1921	Active		30	0	4	-4	-11.76%	34	4	0		New	P		0				
1032	WAXAHACHIE	02/03/1925	Active		65	5	4	1	1.56%	63	4	0		New			1	\$5128.00			
64899	WYLIE	01/15/2002	Active		32	3	4	-1	-3.03%	32	4	0		Same			41				
103714	WYLIE EVENING	10/02/2008	Active		8	1	0	1	14.29%	12		1		New			3				
Current Total Clubs Count	YTD New Clubs Count	YTD Cancelled Clubs Count	YTD Net Club Gain	Current Total Members Count	YTD Add	YTD Drop	YTD Net Growth	YTD Net Growth %	Member Count 12 Months Ago	Average Member Count Per Club	% of Clubs with less than 20 members	% No MMR in 3 Months	% No Officer Report in 12 Months	% of Clubs with balance 90+ days	Number of Clubs in Status Quo	% Status Quo Clubs in Financial Suspension	Number of Cancelled Clubs	Average Cancelled Club Age	Members Lost Due to Cancellation	% of Clubs Cancelled for Non-Financial Reasons	
68	2	2	0	1,888	168	241	-73	-3.72%	1,868	28	41%	16%	1%	13%	0	0%	2	9	18	100%	



Club Health Assessment for District 2 X1 through January 2011

			Status	Membership								Reports					Finance	LCIF
Club Number	Club Name	Charter Date	Current Status *	Number of Times on Status Quo within 2 years	Current Member Count	YTD Members Added	YTD Members Dropped	YTD Net Growth	YTD Net Growth%	Member Count 12 Months Ago	Avg. length of service for dropped members	Months Since Last MMR ***	Yrs. Since Last Officer Report	President Rotation	No Active Email **	Months Since Last Activity Report ***	Account Balance	Donations for current Fiscal Year
					If below 15 members appears in red					If net loss is greater than 20% appears in red		If no report in 3 months appears in red	When more than one year appears in red		Notes the officers that do not have an active Email	If no report in 12 months appears in red		

* - Cancellation Reasons: 1-Objectives/conduct, 2-Non-active club, 5-Non-existing club, 6-Disbanding, 7-Merger, 8-Financial Suspension, 9-District/Multiple District Dues.

** - Abbreviation: P-President, S-Secretary, T-Treasurer, M-Member Chairperson.

***- Abbreviation: N/R - Not reported through the WMMR. Reports submitted using other methods are not reflected.



Club Health Assessment for District 2 X2 through January 2011

			Status		Membership						Reports					Finance		LCIF
Club Number	Club Name	Charter Date	Current Status *	Number of Times on Status Quo within 2 years	Current Member Count	YTD Members Added	YTD Members Dropped	YTD Net Growth	YTD Net Growth%	Member Count 12 Months Ago	Avg. length of service for dropped members	Months Since Last MMR ***	Yrs. Since Last Officer Report	President Rotation	No Active Email **	Months Since Last Activity Report ***	Account Balance	Donations for current Fiscal Year
					If below 15 members appears in red				If net loss is greater than 20% appears in red			If no report in 3 months appears in red	When more than one year appears in red		Notes the officers that do not have an active Email	If no report in 12 months appears in red		
Clubs more than two years old																		
1035	ATLANTA	05/30/1940	Active		35	5	2	3	9.38%	32	4	0		New	P,M	0		\$34.00
38412	BOGATA	05/01/1980	Active		16	0	5	-5	-23.81%	21	9	0		New	P,S,T,M	55		\$20.00
1039	BONHAM	08/14/1939	Active		14	0	3	-3	-17.65%	18	5	0		New	T	55		\$17.00
1040	CANTON	02/26/1932	Active		111	6	12	-6	-5.13%	120	8	0		New	P,M	2		\$142.00
31778	CHAPEL HILL	03/08/1976	Active		10	2	2	0	0.00%	9	11	0		Same	P,S,T,M	55		\$10.00
1041	COOPER	05/02/1922	Active		20	1	3	-2	-9.09%	21	3	0		New	P,M	2		\$22.00
41450	CYPRESS SPRINGS L C	06/28/1982	Active		6	0	0	0	0.00%	8		0		New	P,S,T,M	35		
1042	DAINGERFIELD	04/25/1944	Active		15	1	1	0	0.00%	16	52	0		Same	P	55		\$15.00
1044	DETROIT	01/10/1939	Active		21	0	6	-6	-22.22%	28	4	0		New	P	15		\$24.00
31646	DODD CITY	02/03/1976	Active		14	1	1	0	0.00%	14	9	0		New	P,M	0		\$14.00
1046	EDGEWOOD	08/16/1949	Active		8	0	0	0	0.00%	9		0		Same	P,T,M	10		
1047	EMORY	05/14/1941	Active		21	1	0	1	5.00%	19		0		Same	P	55		
1048	GILMER	10/13/1953	Active		21	1	2	-1	-4.55%	20	14	0		New	P	55		\$22.00
1049	GLADEWATER	09/09/1931	Active		29	3	5	-2	-6.45%	32	4	1		New	P,S,M	11		\$29.00
1050	GRAND SALINE	10/16/1931	Active		16	1	0	1	6.67%	15		0		New		8		
1052	HALLSVILLE	04/05/1946	Active		29	0	2	-2	-6.45%	35	4	0		New	M	55		\$31.00
1053	HAWKINS	11/30/1953	Active		8	0	0	0	0.00%	8		1		New	P,M	3		\$8.00
1375	HENDERSON	01/09/1924	Active		51	4	3	1	2.00%	49	3	0		New	P	3		\$50.00
1055	HUGHES SPRINGS	06/21/1944	Active		18	0	0	0	0.00%	18		0		New	P	14		
1056	JEFFERSON	04/08/1946	Active		17	0	0	0	0.00%	17		0		New	P,S,T,M	7		\$34.00
1057	JUDSON	05/05/1955	Active	1	34	0	2	-2	-5.56%	36	2	0		New	P	2		
1059	KILGORE	04/09/1931	Active		66	0	4	-4	-5.71%	55	11	1		New	P,S,T,M	3		\$120.00
1063	LINDEN	04/16/1946	Active	1	61	69	63	6	10.91%	69	16	0		Same	P	55		
1064	LONGVIEW	05/18/1928	Active		35	1	3	-2	-5.41%	36	38	0		New	T	16		
1066	MARSHALL	04/05/1938	Active		63	3	2	1	1.61%	64	1	0		New	P,S,T	55		\$62.00




Club Health Assessment for District 2 X2 through January 2011

			Status		Membership							Reports					Finance		LCIF	
Club Number	Club Name	Charter Date	Current Status *	Number of Times on Status Quo within 2 years	Current Member Count	YTD Members Added	YTD Members Dropped	YTD Net Growth	YTD Net Growth%	Member Count 12 Months Ago	Avg. length of service for dropped members	Months Since Last MMR ***	Yrs. Since Last Officer Report	President Rotation	No Active Email **	Months Since Last Activity Report ***	Account Balance	Donations for current Fiscal Year		
					If below 15 members appears in red				If net loss is greater than 20% appears in red			If no report in 3 months appears in red	When more than one year appears in red		Notes the officers that do not have an active Email	If no report in 12 months appears in red				
1067	MARSHALL MAR-TEX EVENING	03/04/1957	Active		17	0	1	-1	-5.56%	23	41	0		New	P,S,T	0		\$18.00		
1069	MINEOLA	08/15/1952	Active		30	0	0	0	0.00%	30		0		New		1		\$50.00		
1070	MT PLEASANT	09/14/1948	Active		50	2	7	-5	-9.09%	56	15	0		New		7		\$55.00		
45049	NASH	06/04/1985	Active		4	0	0	0	0.00%	9		0		Same	P	8		\$24.00		
1073	NEW BOSTON	04/05/1940	Active		22	2	0	2	10.00%	21		0		New	P,M	13		\$20.00		
1074	NEW BOSTON EVENING	02/11/1965	Active		17	0	1	-1	-5.56%	17	2	0		New		55		\$18.00		
95183	ORE CITY	02/02/2006	Active	1	28	3	4	-1	-3.45%	28	4	1		Same	S,T	1		\$29.00		
1076	PARIS FOUNDERS	05/08/1921	Active		37	4	0	4	12.12%	34		0		New		14		\$33.00		
1078	PITTSBURG	02/13/1954	Active		25	2	4	-2	-7.41%	26	6	0		New	P,M	2		\$27.00		
33198	QUITMAN	01/24/1977	Active		8	0	0	0	0.00%	8		1		Same	P,S,T,M	55		\$8.00		
1080	SPRING HILL	03/03/1955	Cancelled(8)	1	0	0	9	-9	-100.00%	9	23	5	1	None		N/A	90+ Days			
1081	SULPHUR SPRINGS	09/13/1937	Active		15	0	1	-1	-6.25%	15	8	0		New	P,S,T	55		\$16.00		
1414	TATUM	04/09/1953	Active		13	0	0	0	0.00%	13		0		Same	P,S,T,M	55				
1084	TYLER	08/27/1931	Active		44	1	7	-6	-12.00%	50	11	1		New		3		\$130.00		
1086	WAKE VILLAGE	12/15/1953	Active		16	1	3	-2	-11.11%	19	17	0		New	M	3		\$38.00		
98960	WASKOM	04/03/2007	Active		26	3	2	1	4.00%	27	3	0		New		1		\$775.00		
1087	WHITE OAK	11/19/1953	Active		24	0	0	0	0.00%	24		0		Same	P,T,M	55		\$24.00		
28088	WINDOM	03/11/1974	Active		18	0	0	0	0.00%	18		0		New	P	31		\$18.00		
1088	WINNSBORO	03/24/1949	Active		21	0	0	0	0.00%	21		0		Same	P,S,M	7		\$21.00		
52008	YANTIS LAKE FORK	09/17/1991	Active		24	1	2	-1	-4.00%	26	7	0		New	P,S	8		\$25.00		
Current Total Clubs Count	YTD New Clubs Count	YTD Cancelled Clubs Count	YTD Net Club Gain	Current Total Members Count	YTD Add	YTD Drop	YTD Net Growth	YTD Net Growth %	Member Count 12 Months Ago	Average Member Count Per Club	% of Clubs with less than 20 members	% No MMR in 3 Months	% No Officer Report in 12 Months	% of Clubs with balance 90+ days	Number of Clubs in Status Quo	% Status Quo Clubs in Financial Suspension	Number of Cancelled Clubs	Average Cancelled Club Age	Members Lost Due to Cancellation	% of Clubs Cancelled for Non-Financial Reasons
44	0	1	-1	1,178	118	162	-44	-3.60%	1,243	27	43%	0%	0%	0%	0	0%	1	55	9	0%



Club Health Assessment for District 2 X2 through January 2011

			Status	Membership								Reports					Finance	LCIF
Club Number	Club Name	Charter Date	Current Status *	Number of Times on Status Quo within 2 years	Current Member Count	YTD Members Added	YTD Members Dropped	YTD Net Growth	YTD Net Growth%	Member Count 12 Months Ago	Avg. length of service for dropped members	Months Since Last MMR ***	Yrs. Since Last Officer Report	President Rotation	No Active Email **	Months Since Last Activity Report ***	Account Balance	Donations for current Fiscal Year
					If below 15 members appears in red					If net loss is greater than 20% appears in red		If no report in 3 months appears in red	When more than one year appears in red		Notes the officers that do not have an active Email	If no report in 12 months appears in red		

* - Cancellation Reasons: 1-Objectives/conduct, 2-Non-active club, 5-Non-existing club, 6-Disbanding, 7-Merger, 8-Financial Suspension, 9-District/Multiple District Dues.

** - Abbreviation: P-President, S-Secretary, T-Treasurer, M-Member Chairperson.

***- Abbreviation: N/R - Not reported through the WMMR. Reports submitted using other methods are not reflected.



Club Health Assessment for District 2 X3 through January 2011

			Status		Membership						Reports					Finance		LCIF
Club Number	Club Name	Charter Date	Current Status *	Number of Times on Status Quo within 2 years	Current Member Count	YTD Members Added	YTD Members Dropped	YTD Net Growth	YTD Net Growth%	Member Count 12 Months Ago	Avg. length of service for dropped members	Months Since Last MMR ***	Yrs. Since Last Officer Report	President Rotation	No Active Email **	Months Since Last Activity Report ***	Account Balance	Donations for current Fiscal Year
					If below 15 members appears in red				If net loss is greater than 20% appears in red			If no report in 3 months appears in red	When more than one year appears in red		Notes the officers that do not have an active Email	If no report in 12 months appears in red		
Clubs less than two years old																		
107286	CENTERVILLE	01/15/2010	Active		0	1	33	-32	-100.00%	23	1	0		None			N/A	
110130	KERENS	01/14/2011	Newly Chartered		22	22	0	22	100.00%	0		0		New			N/R	
109569	LEON	11/03/2010	Newly Chartered		28	28	0	28	100.00%	0		0		New			N/R	
109782	WORTHAM	12/02/2010	Newly Chartered		20	20	0	20	100.00%	0		1		New			N/R	
Clubs more than two years old																		
1089	ATHENS	09/15/1952	Active		8	0	1	-1	-11.11%	9	3	0		Same	M		8	
42511	BARTLETT	04/25/1983	Active		6	0	0	0	0.00%	8		3		Same	P		13	
1091	BELLMEAD	05/22/1952	Active		37	2	4	-2	-5.13%	40	3	0		New	P		0	
1092	BELTON	04/15/1938	Active		50	5	2	3	6.38%	50	12	0		New			3	
1093	BEVERLY HILLS	02/08/1957	Active		16	1	1	0	0.00%	15	4	0		New	T		N/R	
1094	BLOOMING GROVE	09/26/1949	Active		30	4	3	1	3.45%	31	3	3		Same			3	90+ Days
52053	BUFFALO	10/04/1991	Active		24	0	0	0	0.00%	23		0		Same	P		0	
1098	CHANDLER	09/26/1960	Active		31	5	5	0	0.00%	32	8	0		New	T		7	
41126	CHINA SPRING	04/21/1982	Active		18	4	8	-4	-18.18%	22	11	0		Same	M		N/R	
1099	CLIFTON	03/14/1929	Active		56	3	8	-5	-8.20%	61	13	0		New	T,M		1	
1101	COPPERAS COVE	01/28/1946	Active		46	1	2	-1	-2.13%	50	14	0		Same	M		2	
1102	CORSICANA	07/03/1918	Active		59	2	5	-3	-4.84%	63	7	2		New	P,T		2	
1103	CORSICANA SUNSET	11/12/1973	Active		6	3	1	2	50.00%	3	12	0		Same	M		27	
97754	CRAWFORD	09/25/2006	Active		33	1	1	0	0.00%	33	4	0		Same	S		N/R	
1104	CROCKETT	08/22/1923	Active		54	0	6	-6	-10.00%	61	4	0		New	P		0	
1105	DAWSON	05/10/1940	Active		30	1	3	-2	-6.25%	35	3	0		Same	P,M		32	
1106	ELKHART	02/28/1950	Active		20	1	1	0	0.00%	20	0	3		New	M		13	
1108	FAIRFIELD	05/02/1953	Active		24	2	1	1	4.35%	24	6	0		New			12	
1110	GATESVILLE	04/11/1935	Active		65	2	5	-3	-4.41%	66	17	0		New	P		N/R	
48525	GRAPELAND NOON	05/10/1988	Active		35	9	0	9	34.62%	25		0		New	P,S,T		14	



Club Health Assessment for District 2 X3 through January 2011

			Status		Membership						Reports					Finance		LCIF
Club Number	Club Name	Charter Date	Current Status *	Number of Times on Status Quo within 2 years	Current Member Count	YTD Members Added	YTD Members Dropped	YTD Net Growth	YTD Net Growth%	Member Count 12 Months Ago	Avg. length of service for dropped members	Months Since Last MMR ***	Yrs. Since Last Officer Report	President Rotation	No Active Email **	Months Since Last Activity Report ***	Account Balance	Donations for current Fiscal Year
					If below 15 members appears in red				If net loss is greater than 20% appears in red			If no report in 3 months appears in red	When more than one year appears in red		Notes the officers that do not have an active Email	If no report in 12 months appears in red		
1112	GROESBECK	08/23/1923	Active		51	3	7	-4	-7.27%	54	7	0		New		0		\$95.00
1113	HAMILTON	01/26/1943	Active		40	0	5	-5	-11.11%	45	7	0		New	P,M	0		
103994	HARKER HEIGHTS	11/19/2008	Active		16	1	5	-4	-20.00%	21	1	1		New	P,M	0		\$20.00
40844	HEWITT	02/08/1982	Active		18	0	2	-2	-10.00%	20	8	0		New		0		\$40.00
1114	HILLSBORO	11/21/1921	Active		66	12	9	3	4.76%	66	3	0		New		7		\$1153.00
1115	HUBBARD	03/28/1929	Active		23	3	4	-1	-4.17%	22	17	0		Same		N/R		
1118	KENNARD	06/18/1973	Active		20	0	1	-1	-4.76%	23	12	0		New	P	N/R		
1120	KILLEEN EVENING	11/11/1964	Active		41	4	1	3	7.89%	41	2	0		New		1		\$5201.00
1119	KILLEEN NOON	05/24/1950	Active		62	0	10	-10	-13.89%	74	3	0		New		N/R		\$152.00
49757	KOSSE	07/05/1989	Active		11	1	9	-8	-42.11%	23	12	0		Same		1	90+ Days	\$119.00
77837	LAMPASAS	11/28/2003	Active		12	1	0	1	9.09%	11		0		Same	P	N/R		
43588	LITTLE RIVER ACADEMY	03/23/1984	Active		28	2	3	-1	-3.45%	33	11	0		New	P	19		\$29.00
1122	LOMETA	03/16/1945	Active		32	4	2	2	6.67%	30	24	0		New	M	56		\$30.00
1126	MARLIN	05/10/1935	Active		23	2	13	-11	-32.35%	34	21	0		New	P,T	2		\$600.00
1127	MART	12/22/1922	Cancelled(8)	1	0	0	10	-10	-100.00%	10	23	5	2	None		N/A	90+ Days	
1128	MC GREGOR	05/22/1952	Active		30	2	1	1	3.45%	32	5	0		New	M	N/R		\$29.00
1129	MERIDIAN	06/04/1956	Active		17	1	1	0	0.00%	17	1	0		Same	M	9		\$17.00
1130	MEXIA	11/05/1921	Active		29	5	1	4	16.00%	22	6	2		New		20		\$45.00
29247	MOODY	05/17/1974	Active		9	0	0	0	0.00%	11		7		New	P	9		
1132	OGLESBY	11/10/1949	Active		23	0	2	-2	-8.00%	29	8	3		Same	P,M	7		
1133	PALESTINE	07/06/1923	Active		20	0	4	-4	-16.67%	26	17	0		New	P,M	3		\$1097259.69
1134	PALESTINE EVENING	10/24/1968	Active		17	0	1	-1	-5.56%	17	6	2		New		N/R		\$78.00
1135	RIESEL	03/11/1947	Active		24	4	4	0	0.00%	24	19	0		New	P,M	5	90+ Days	
1136	ROBINSON	06/16/1964	Active		5	0	0	0	0.00%	5		1		Same	P,S,T	8		\$5.00
30547	SALADO	04/11/1975	Active		64	2	5	-3	-4.48%	72	11	0		New	P,T,M	N/R		\$67.00
1138	TEMPLE	06/21/1917	Active		107	5	5	0	0.00%	103	3	0		New	P,T,M	N/R		\$120.00



Club Health Assessment for District 2 X3 through January 2011

				Status		Membership						Reports					Finance		LCIF	
Club Number	Club Name	Charter Date	Current Status *	Number of Times on Status Quo within 2 years	Current Member Count	YTD Members Added	YTD Members Dropped	YTD Net Growth	YTD Net Growth%	Member Count 12 Months Ago	Avg. length of service for dropped members	Months Since Last MMR ***	Yrs. Since Last Officer Report	President Rotation	No Active Email **	Months Since Last Activity Report ***	Account Balance	Donations for current Fiscal Year		
					If below 15 members appears in red			If net loss is greater than 20% appears in red				If no report in 3 months appears in red		When more than one year appears in red		Notes the officers that do not have an active Email		If no report in 12 months appears in red		
53343	TEMPLE BREAKFAST	06/23/1992	Active		20	2	2	0	0.00%	22	4	0		New		31		\$40.00		
41952	VALLEY MILLS	11/15/1982	Active		28	0	3	-3	-9.68%	30	5	0		Same	P,T	N/R				
1141	WACO FOUNDER, INC.	07/19/1916	Active		88	3	7	-4	-4.35%	93	29	0		New	T	57		\$1020.00		
84726	WACO HEART OF TEXAS	01/20/2005	Active		14	0	0	0	0.00%	13		0		Same	P	9		\$40.00		
1145	WHITNEY	06/28/1931	Active		22	1	3	-2	-8.33%	24	26	5		Same	S	21				
Current Total Clubs Count	YTD New Clubs Count	YTD Cancelled Clubs Count	YTD Net Club Gain	Current Total Members Count	YTD Add	YTD Drop	YTD Net Growth	YTD Net Growth %	Member Count 12 Months Ago	Average Member Count Per Club	% of Clubs with less than 20 members	% No MMR in 3 Months	% No Officer Report in 12 Months	% of Clubs with balance 90+ days	Number of Clubs in Status Quo	% Status Quo Clubs in Financial Suspension	Number of Cancelled Clubs	Average Cancelled Club Age	Members Lost Due to Cancellation	% of Clubs Cancelled for Non-Financial Reasons
54	3	1	2	1,678	175	210	-35	-2.04%	1,741	31	28%	11%	0%	6%	0	0%	1	88	10	0%

* - Cancellation Reasons: 1-Objectives/conduct, 2-Non-active club, 5-Non-existing club, 6-Disbanding, 7-Merger, 8-Financial Suspension, 9-District/Multiple District Dues.

** - Abbreviation: P-President, S-Secretary, T-Treasurer, M-Member Chairperson.

***- Abbreviation: N/R - Not reported through the WMMR. Reports submitted using other methods are not reflected.



Club Health Assessment for District 2 A1 through January 2011

			Status		Membership							Reports					Finance		LCIF
Club Number	Club Name	Charter Date	Current Status *	Number of Times on Status Quo within 2 years	Current Member Count	YTD Members Added	YTD Members Dropped	YTD Net Growth	YTD Net Growth%	Member Count 12 Months Ago	Avg. length of service for dropped members	Months Since Last MMR ***	Yrs. Since Last Officer Report	President Rotation	No Active Email **	Months Since Last Activity Report ***	Account Balance	Donations for current Fiscal Year	
					If below 15 members appears in red				If net loss is greater than 20% appears in red			If no report in 3 months appears in red	When more than one year appears in red		Notes the officers that do not have an active Email	If no report in 12 months appears in red			
Clubs less than two years old																			
108591	BROWN COUNTY	06/11/2010	Active		36	10	8	2	5.88%	0	0	1		Same	T	1			
104952	CONCHO COUNTY	03/10/2009	Active		23	1	6	-5	-17.86%	31	1	0		New	S,M	4			
110125	CONCHO VALLEY LAW ENFORCEMENT	01/14/2011	Newly Chartered		32	32	0	32	100.00%	0		0		New		N/R			
107630	OZONA	02/19/2010	Active		26	0	0	0	0.00%	0		4		Same	P,T	4			
108087	SAN SABA COUNTY	04/15/2010	Active		14	0	13	-13	-48.15%	0	0	1		Same	T	1			
Clubs more than two years old																			
1147	BALLINGER	08/16/1928	Active		51	5	6	-1	-1.92%	53	4	0		New	P,M	0			
31849	BALLINGER BREAKFAST	03/24/1976	Active		10	0	0	0	0.00%	11		0		Same	P,M	3			
1148	BANGS	12/04/1944	Active		12	3	0	3	33.33%	9		1		New	S,T	N/R			
1149	BIG SPRING DOWNTOWN	05/31/1929	Active		23	0	2	-2	-8.00%	24	25	0		Same	P	10			
1150	BIG SPRING EVENING	04/09/1956	Cancelled(6)	1	0	0	2	-2	-100.00%	9	5	5	2	None		N/A			
33071	BLANKET	12/21/1976	Active		13	0	10	-10	-43.48%	21	5	0		New	P	2			
1152	BRADY	07/25/1935	Active		11	1	0	1	10.00%	12		0		New	P,M	6			
1154	BRONTE EVENING	05/19/1966	Active		24	0	0	0	0.00%	20		0		New	P,S,T,M	N/R			
1155	BROWNWOOD	09/29/1919	Active		22	2	3	-1	-4.35%	23	20	1		New	P	9		\$300.00	
1157	COAHOMA	09/28/1955	Active		11	0	0	0	0.00%	11		6		Same	P	N/R			
1158	COLEMAN	08/27/1928	Active		13	0	0	0	0.00%	13		7		New	P	N/R			
1159	COLEMAN EVENING	03/19/1968	Active		13	0	0	0	0.00%	13		25		Same	P,M	N/R			
1160	COLORADO CITY	07/17/1922	Active		38	3	3	0	0.00%	40	2	0		New	M	19			
1162	EARLY	11/04/1957	Active		22	0	0	0	0.00%	22		0		New	P,S,T	38			
1164	ELDORADO	05/18/1928	Active		20	0	1	-1	-4.76%	21	13	0		New	P,S,T	N/R			
32189	GARDEN CITY	05/11/1976	Active		16	0	0	0	0.00%	19		0		Same	P,M	N/R			
1165	GOLDTHWAITE	05/13/1929	Active		49	0	0	0	0.00%	49		20		New	P	33			
1167	JUNCTION	01/25/1945	Active		25	2	3	-1	-3.85%	26	11	1		New	S,T	2			
1169	KINGSLAND	01/19/1961	Active		74	3	8	-5	-6.33%	86	7	0		New	M	0			



Club Health Assessment for District 2 A1 through January 2011

			Status		Membership						Reports					Finance		LCIF
Club Number	Club Name	Charter Date	Current Status *	Number of Times on Status Quo within 2 years	Current Member Count	YTD Members Added	YTD Members Dropped	YTD Net Growth	YTD Net Growth%	Member Count 12 Months Ago	Avg. length of service for dropped members	Months Since Last MMR ***	Yrs. Since Last Officer Report	President Rotation	No Active Email **	Months Since Last Activity Report ***	Account Balance	Donations for current Fiscal Year
					If below 15 members appears in red				If net loss is greater than 20% appears in red			If no report in 3 months appears in red	When more than one year appears in red		Notes the officers that do not have an active Email	If no report in 12 months appears in red		
39022	LAKE BROWNWOOD L C	11/17/1980	Active		36	3	8	-5	-12.20%	57	1	0		Same	P,T	0		\$100.00
1170	LLANO	04/01/1935	Active		70	4	6	-2	-2.78%	72	4	0		New	P,M	11		\$144.00
1173	MASON	02/10/1942	Active		64	1	4	-3	-4.48%	66	5	0		New	M	N/R		\$134.00
31234	MERETA	10/24/1975	Active		12	1	1	0	0.00%	12	11	0		Same	P,S	N/R		
41655	MERTZON IRION COUNTY	06/28/1982	Active		13	1	0	1	8.33%	12		3		New	P,M	N/R		
1175	MIDLAND DOWNTOWN	04/09/1928	Active		101	5	9	-4	-3.81%	103	17	1		New	P,M	7		\$348.00
1178	MIDLAND MORNING	09/15/1955	Active		10	0	0	0	0.00%	10		0		Same	P,T,M	N/R		
42512	MIDLAND NORTHSIDE	04/26/1983	Active		10	0	0	0	0.00%	10		0		New	S,T	0		
43451	MIDLAND SUBURBAN	02/21/1984	Active		10	0	2	-2	-16.67%	12	5	1		New	P,T,M	1		
1180	MIDLAND TALL CITY	11/30/1971	Active		14	0	0	0	0.00%	14		0		New	P,S,T,M	N/R		
1181	MIDLAND WEST SIDE	12/10/1953	Active		28	7	1	6	27.27%	24	19	0		New		1		\$490.00
1182	MILES	10/15/1948	Active		25	0	1	-1	-3.85%	26	1	0		New	P,S,T,M	N/R		
1184	NORTON	10/29/1953	Active		15	0	1	-1	-6.25%	16	57	0		New	P,S,T,M	N/R		
1188	REAGAN COUNTY	06/23/1941	Active		29	0	2	-2	-6.45%	36	2	5		New		N/R		
1201	ROBERT LEE SILVER L C	03/13/1956	Active		13	2	3	-1	-7.14%	12	1	0		New	P,M	32		
1190	ROWENA	10/28/1948	Active		23	2	3	-1	-4.17%	24	9	6		Same	P,S,T	N/R		
52945	SAN ANGELO CONCHO PEARL	04/23/1992	Active		27	2	1	1	3.85%	26	2	0		New	P,M	N/R		\$294.00
1191	SAN ANGELO DOWNTOWN	09/06/1923	Active		104	13	14	-1	-0.95%	101	11	0		New	P,T,M	0		
1192	SAN ANGELO EAST ANGELO	01/06/1958	Active		77	1	18	-17	-18.09%	89	7	1		New	M	11		\$5.00
1193	SAN ANGELO NORTH ANGELO	04/06/1972	Active		12	1	0	1	9.09%	14		0		New		0		\$24.00
1194	SAN ANGELO NORTHWEST	06/28/1972	Active		15	0	0	0	0.00%	14		0		Same	P,T	N/R		
1195	SAN ANGELO SOUTHSIDE	01/29/1960	Active		25	0	0	0	0.00%	25		4		Same	T	N/R		
1196	SAN ANGELO SUNDOWN	03/24/1967	Active	1	17	0	3	-3	-15.00%	21	13	0		New	P	21		
1197	SAN ANGELO WESTSIDE	05/09/1956	Active		24	0	2	-2	-7.69%	25	3	0		New	P,S,T,M	0		
1202	SONORA	05/09/1928	Active		52	6	4	2	4.00%	48	5	0		New	T,M	7		
1203	SONORA WEST SIDE	04/10/1961	Active		9	1	0	1	12.50%	8		6		New	P,T	N/R	90+ Days	



Club Health Assessment for District 2 A1 through January 2011

				Status				Membership						Reports				Finance		LCIF			
Club Number	Club Name	Charter Date		Current Status *	Number of Times on Status Quo within 2 years			Current Member Count	YTD Members Added	YTD Members Dropped	YTD Net Growth	YTD Net Growth%	Member Count 12 Months Ago	Avg. length of service for dropped members	Months Since Last MMR ***	Yrs. Since Last Officer Report	President Rotation	No Active Email **	Months Since Last Activity Report ***	Account Balance	Donations for current Fiscal Year		
								If below 15 members appears in red			If net loss is greater than 20% appears in red			If no report in 3 months appears in red		When more than one year appears in red		Notes the officers that do not have an active Email		If no report in 12 months appears in red			
1204	STANTON	04/10/1945		Active				15	2	3	-1	-6.25%	16	23	0		Same	P,M	3	90+ Days	\$32.00		
1205	STERLING CITY	03/28/1929		Active				16	0	0	0	0.00%	14		10		Same		42				
1206	SWEETWATER	09/16/1929		Active				58	7	7	0	0.00%	60	18	0		New	M	0	\$116.00			
31909	WINGATE	03/31/1976		Active	1			21	0	0	0	0.00%	22		0		Same	P,T	N/R				
1210	WINTERS	05/23/1924		Active				23	0	0	0	0.00%	20		5		New	P	5				
Current Total Clubs Count	YTD New Clubs Count	YTD Cancelled Clubs Count	YTD Net Club Gain	Current Total Members Count	YTD Add	YTD Drop	YTD Net Growth	YTD Net Growth %	Member Count 12 Months Ago	Average Member Count Per Club	% of Clubs with less than 20 members	% No MMR in 3 Months	% No Officer Report in 12 Months	% of Clubs with balance 90+ days	Number of Clubs in Status Quo	% Status Quo Clubs in Financial Suspension	Number of Cancelled Clubs	Average Cancelled Club Age	Members Lost Due to Cancellation	% of Clubs Cancelled for Non-Financial Reasons			
54	1	1	0	1,546	121	158	-37	-2.34%	1,522	29	43%	22%	0%	4%	0	0%	1	54	2	100%			

* - Cancellation Reasons: 1-Objectives/conduct, 2-Non-active club, 5-Non-existing club, 6-Disbanding, 7-Merger, 8-Financial Suspension, 9-District/Multiple District Dues.

** - Abbreviation: P-President, S-Secretary, T-Treasurer, M-Member Chairperson.

***- Abbreviation: N/R - Not reported through the WMMR. Reports submitted using other methods are not reflected.



Club Health Assessment for District 2 A2 through January 2011

			Status		Membership							Reports					Finance		LCIF
Club Number	Club Name	Charter Date	Current Status *	Number of Times on Status Quo within 2 years	Current Member Count	YTD Members Added	YTD Members Dropped	YTD Net Growth	YTD Net Growth%	Member Count 12 Months Ago	Avg. length of service for dropped members	Months Since Last MMR ***	Yrs. Since Last Officer Report	President Rotation	No Active Email **	Months Since Last Activity Report ***	Account Balance	Donations for current Fiscal Year	
					If below 15 members appears in red				If net loss is greater than 20% appears in red			If no report in 3 months appears in red	When more than one year appears in red		Notes the officers that do not have an active Email	If no report in 12 months appears in red			
Clubs less than two years old																			
106212	SAN ANTONIO AREA FAMILY	08/06/2009	Active		20	0	3	-3	-13.04%	23	1	0		New			11		
106251	SAN ANTONIO FIRST LADIES	08/12/2009	Active		24	2	4	-2	-7.69%	33	1	1		Same			0		
Clubs more than two years old																			
64474	BANDERA AREA	06/28/2001	Cancelled(8)	1	0	0	5	-5	-100.00%	8	9	5		None			N/A	90+ Days	
41774	BEXAR CNTY CHINA GROVE AREA	08/11/1982	Active		35	3	4	-1	-2.78%	38	15	0		New	M		N/R		
1214	BRACKETTVILLE	01/11/1954	Active		19	7	1	6	46.15%	12	38	0		Same	S,M		65		\$13.00
1215	BRUNI	03/24/1950	Active	1	36	3	0	3	9.09%	33		0		Same	P,T,M		N/R		
1216	CARRIZO SPRINGS	03/07/1940	Active		18	3	0	3	20.00%	15		4		New	P,T,M		60		
1218	CENTER POINT	04/14/1949	Active		22	0	0	0	0.00%	21		0		New	P,S,T		8		
1219	COMFORT	10/06/1949	Active		15	0	0	0	0.00%	19		10		Same	P		N/R		
1223	CONVERSE	03/11/1949	Active		25	0	1	-1	-3.85%	26	1	0		New	P		6		
1222	CRYSTAL CITY	03/05/1951	Active		22	0	0	0	0.00%	29		11		New			N/R		
1224	DEL RIO HOST	03/05/1928	Active		126	7	9	-2	-1.56%	130	15	0		New			0		\$50.00
1225	DEL RIO SAN FELIPE	04/22/1949	Active		60	4	6	-2	-3.23%	70	9	0		New			0		
65025	DEL RIO SAN FELIPE AMISTAD	02/18/2002	Active		14	0	20	-20	-58.82%	34	3	5		New	M		19		
104397	DEL RIO SOUTHWEST TEXAS JUNIOR COLLEGE	01/13/2009	Cancelled(8)	1	0	0	20	-20	-100.00%	20	2	1	1	None			N/A	90+ Days	
1226	DEVINE	04/24/1952	Active		20	3	1	2	11.11%	16	0	0		Same	P,T,M		4		
1227	DHANIS	11/23/1948	Active		39	4	4	0	0.00%	39	13	5		New	P,S,T		N/R		
1228	DILLEY	01/23/1941	Active	1	16	0	0	0	0.00%	16		7		Same	P,M		19	90+ Days	
50526	EAGLE PASS BORDER	05/10/1990	Active		15	0	0	0	0.00%	15		6		New	P,M		17		
1230	EAGLE PASS EVENING	10/21/1969	Active		23	0	0	0	0.00%	23		12		New	S		3		
1232	FLORESVILLE	10/19/1944	Active		44	4	11	-7	-13.73%	51	3	0		New	T,M		0		\$20.00
1233	FREDERICKSBURG	07/08/1929	Active		26	0	1	-1	-3.70%	28	1	0		New			4		
1234	GEORGE WEST	06/28/1948	Active		33	0	1	-1	-2.94%	34	7	0		New	P,S,T		N/R		
1235	HARPER	11/27/1943	Active		10	2	3	-1	-9.09%	15	12	1		Same	M		8		



Club Health Assessment for District 2 A2 through January 2011

			Status		Membership						Reports					Finance		LCIF
Club Number	Club Name	Charter Date	Current Status *	Number of Times on Status Quo within 2 years	Current Member Count	YTD Members Added	YTD Members Dropped	YTD Net Growth	YTD Net Growth%	Member Count 12 Months Ago	Avg. length of service for dropped members	Months Since Last MMR ***	Yrs. Since Last Officer Report	President Rotation	No Active Email **	Months Since Last Activity Report ***	Account Balance	Donations for current Fiscal Year
					If below 15 members appears in red				If net loss is greater than 20% appears in red			If no report in 3 months appears in red	When more than one year appears in red		Notes the officers that do not have an active Email	If no report in 12 months appears in red		
1236	HELOTES	07/28/1950	Active		40	2	2	0	0.00%	42	2	0		New		5		
1237	HONDO	03/06/1940	Active		60	6	3	3	5.26%	56	1	0		New	M	1		
1241	KERRVILLE HEART O'THE HILLS	04/24/1967	Active		6	1	0	1	20.00%	5		0		Same	P	45		
1240	KERRVILLE HOST	09/24/1946	Active		34	2	3	-1	-2.86%	33	3	2		New		2		\$32.00
45052	KERRVILLE SUNRISE	06/28/1985	Active		32	2	2	0	0.00%	34	12	0		New	T	12		
1247	LA VERNIA	04/13/1971	Active		39	1	0	1	2.63%	39		1		New	M	N/R		
1245	LAREDO NOON HOST	03/03/1922	Active		5	0	0	0	0.00%	5		39		Same	P,M	N/R		
1248	LEAKEY	03/11/1948	Active		27	1	1	0	0.00%	26	14	0		New	M	43		
62315	NATALIA	08/24/1999	Active		8	0	0	0	0.00%	8		5		Same	T,M	10		
97837	OUR LADY OF THE LAKE UNIVERSITY	10/16/2006	Active		20	13	4	9	81.82%	18	2	1		New	P	1		
32878	PEARSALL	10/29/1976	Active		10	0	0	0	0.00%	12		0		Same	S,T	N/R		
1251	PLEASANTON	05/19/1948	Active		31	0	0	0	0.00%	31		6		Same	T,M	N/R		
1252	POTEET	01/15/1970	Active		55	0	1	-1	-1.79%	60	2	0		Same	S,T,M	8		
50070	SABINAL	12/30/1989	Active		30	1	1	0	0.00%	29	2	3		New	P,M	14		
39336	SAN ANTONIO ALAMO CITY	01/31/1981	Active		22	0	0	0	0.00%	22		8		Same	P,M	16		
1258	SAN ANTONIO ALAMO HEIGHTS	10/25/1940	Active		18	0	3	-3	-14.29%	18	4	0		New	S	49		
55869	SAN ANTONIO ALAMO POSTAL	06/22/1994	Active		11	4	1	3	37.50%	9	1	0		Same	P,T	55		
1257	SAN ANTONIO CENTRAL PARK	05/23/1969	Active		29	4	1	3	11.54%	30	0	0		New		42		\$1050.00
34603	SAN ANTONIO EDGEWOOD	11/07/1977	Active		64	6	4	2	3.23%	65	5	0		New	P,T	5		
1256	SAN ANTONIO FOUNDER	01/17/1919	Active		62	4	10	-6	-8.70%	76	7	0		New	P	2		
1263	SAN ANTONIO HARLANDALE	03/23/1942	Active		18	0	0	0	0.00%	17		6		Same		N/R		
1266	SAN ANTONIO HIGHLAND HILLS	10/16/1956	Active		23	1	0	1	4.55%	25		1		New	P,T	21		
1265	SAN ANTONIO HIGHLAND PARK	03/26/1942	Active		12	0	7	-7	-36.84%	20	2	1		Same	T,M	N/R		
103855	SAN ANTONIO HILL COUNTRY RETREAT	10/23/2008	Active		50	21	3	18	56.25%	24	2	0		New		N/R		
38415	SAN ANTONIO NORTH S A HILLS	05/13/1980	Active		33	0	0	0	0.00%	32		6		New	P	9		



Club Health Assessment for District 2 A2 through January 2011

			Status		Membership							Reports					Finance		LCIF	
Club Number	Club Name	Charter Date	Current Status *	Number of Times on Status Quo within 2 years		Current Member Count	YTD Members Added	YTD Members Dropped	YTD Net Growth	YTD Net Growth%	Member Count 12 Months Ago	Avg. length of service for dropped members	Months Since Last MMR ***	Yrs. Since Last Officer Report	President Rotation	No Active Email **	Months Since Last Activity Report ***	Account Balance	Donations for current Fiscal Year	
						If below 15 members appears in red				If net loss is greater than 20% appears in red			If no report in 3 months appears in red	When more than one year appears in red		Notes the officers that do not have an active Email	If no report in 12 months appears in red			
1268	SAN ANTONIO NORTHSIDE	11/05/1956	Active			47	2	6	-4	-7.84%	52	7	0		New	T	55		\$50.00	
1269	SAN ANTONIO NORTHWEST	03/22/1951	Active			17	1	0	1	6.25%	17		0		New	P,M	19			
29068	SAN ANTONIO OAK HILLS	04/12/1974	Active			9	0	0	0	0.00%	10		0		Same		N/R		\$9.00	
82366	SAN ANTONIO REGION 20	05/18/2004	Active			28	0	4	-4	-12.50%	36	4	0		New	P,S,T,M	N/R			
1273	SAN ANTONIO WEST SIDE	07/17/1951	Active			34	3	2	1	3.03%	34	56	0		Same		0		\$33.00	
31779	SAN ANTONIO WINDCREST	03/02/1976	Active			34	8	6	2	6.25%	32	18	0		New	T,M	21			
52514	SCHERTZ-CIBOLO BUFFALO VLY L C	02/18/1992	Active			9	0	0	0	0.00%	10		0		New	M	49			
1274	SOMERSET	08/12/1948	Active			12	0	0	0	0.00%	11		0		Same	P,T,M	N/R			
1275	THREE RIVERS	07/08/1948	Active			12	0	3	-3	-20.00%	15	12	0		New	P	9			
1276	TILDEN	07/13/1948	Active			25	1	6	-5	-16.67%	30	8	6		New	P	N/R			
1278	UTOPIA	03/19/1948	Active			40	2	1	1	2.56%	48	6	1		Same	P,S	0			
1279	UVALDE NOON	06/28/1928	Active			20	0	3	-3	-13.04%	26	30	0		New		0		\$22.00	
Current Total Clubs Count	YTD New Clubs Count	YTD Cancelled Clubs Count	YTD Net Club Gain	Current Total Members Count	YTD Add	YTD Drop	YTD Net Growth	YTD Net Growth %	Member Count 12 Months Ago	Average Member Count Per Club	% of Clubs with less than 20 members	% No MMR in 3 Months	% No Officer Report in 12 Months	% of Clubs with balance 90+ days	Number of Clubs in Status Quo	% Status Quo Clubs in Financial Suspension	Number of Cancelled Clubs	Average Cancelled Club Age	Members Lost Due to Cancellation	% of Clubs Cancelled for Non-Financial Reasons
59	0	2	-2	1,688	128	171	-43	-2.48%	1,805	29	34%	27%	0%	2%	0	0%	2	6	25	0%

* - Cancellation Reasons: 1-Objectives/conduct, 2-Non-active club, 5-Non-existing club, 6-Disbanding, 7-Merger, 8-Financial Suspension, 9-District/Multiple District Dues.

** - Abbreviation: P-President, S-Secretary, T-Treasurer, M-Member Chairperson.

***- Abbreviation: N/R - Not reported through the WMMR. Reports submitted using other methods are not reflected.



Club Health Assessment for District 2 A3 through January 2011

			Status		Membership						Reports					Finance		LCIF			
Club Number	Club Name	Charter Date	Current Status *	Number of Times on Status Quo within 2 years	Current Member Count	YTD Members Added	YTD Members Dropped	YTD Net Growth	YTD Net Growth%	Member Count 12 Months Ago	Avg. length of service for dropped members	Months Since Last MMR ***	Yrs. Since Last Officer Report	President Rotation	No Active Email **	Months Since Last Activity Report ***	Account Balance	Donations for current Fiscal Year			
					If below 15 members appears in red			If net loss is greater than 20% appears in red				If no report in 3 months appears in red		When more than one year appears in red		Notes the officers that do not have an active Email		If no report in 12 months appears in red			
Clubs less than two years old																					
105626	CORPUS CHRISTI COURTHOUSE	06/01/2009	Active		21	0	6	-6	-22.22%	35	1	4		New	P,S,M	3					
105862	CORPUS CHRISTI FLOUR BLUFF	06/16/2009	Active	1	9	2	3	-1	-10.00%	13	1	0		Same	T	N/R					
108023	DELTA'S PRIDE	04/07/2010	Active		22	2	7	-5	-18.52%	0	1	1		Same		1					
107092	MC ALLEN SOUTH TEXAS COLLEGE	12/16/2009	Active		10	3	25	-22	-68.75%	20	1	0		Same	T,M	N/R	90+ Days				
108022	MONTE ALTO	04/09/2010	Active		34	0	6	-6	-15.00%	0	1	0		Same		1					
106809	ROMA	11/04/2009	Active		26	0	0	0	0.00%	26		3		Same		N/R		\$10.00			
105927	SANTA ROSA	06/24/2009	Cancelled(8)	1	0	0	34	-34	-100.00%	34	1	5	1	None		N/A	90+ Days				
107007	STARR COUNTY CAMPUS	12/08/2009	Active		3	0	17	-17	-85.00%	20	1	1		None		N/A	90+ Days				
Clubs more than two years old																					
1282	ALICE	01/28/1924	Active		34	1	2	-1	-2.86%	33	19	4		New	S,M	0					
1283	ALICE EVENING	06/25/1971	Active	1	40	0	7	-7	-14.89%	44	3	1		New	P,M	14					
82734	ALTON	06/23/2004	Active		15	2	1	1	7.14%	15	2	4		New		N/R	90+ Days	\$14.00			
1284	ARANSAS PASS	11/19/1928	Active		17	1	0	1	6.25%	19		4		New	P,S	0					
1285	BENAVIDES	04/26/1948	Active		13	0	0	0	0.00%	13		12	1	None		N/A					
1286	BISHOP	02/13/1947	Active		12	1	0	1	9.09%	11		0		New	P,T	2					
56242	BROWNSVILLE BORDER	11/16/1994	Active		29	2	4	-2	-6.45%	33	11	0		Same	T,M	0		\$31.00			
1287	BROWNSVILLE DOWNTOWN	07/29/1927	Active		31	0	0	0	0.00%	33		8		Same	P,M	8		\$31.00			
1288	BROWNSVILLE NITE LIONS	09/17/1970	Active		13	0	0	0	0.00%	13		0		New	P,S,T,M	N/R		\$13.00			
65126	BROWNSVILLE SOUTHMOST	03/13/2002	Active		19	0	0	0	0.00%	19		8	1	None		N/A					
1289	BROWNSVILLE WEST BROWNSVILLE	11/11/1948	Active		37	4	2	2	5.71%	37	38	0		New		10	90+ Days				
1292	CORPUS CHRISTI DOWNTOWN	12/18/1923	Active		10	0	0	0	0.00%	10		0		New	P,S	0					
42514	CORPUS CHRISTI INDUSTRIAL	04/12/1983	Active		31	4	1	3	10.71%	29	20	1		New	P,T,M	4		\$56.00			
51020	CORPUS CHRISTI INDUSTRIAL NOON	10/24/1990	Active		15	0	2	-2	-11.76%	17	3	2		Same	T,M	N/R					
45053	CORPUS CHRISTI PADRE ISLAND	06/28/1985	Active		11	0	1	-1	-8.33%	13	3	2		Same	T,M	19					



Club Health Assessment for District 2 A3 through January 2011

			Status		Membership							Reports					Finance		LCIF
Club Number	Club Name	Charter Date	Current Status *	Number of Times on Status Quo within 2 years	Current Member Count	YTD Members Added	YTD Members Dropped	YTD Net Growth	YTD Net Growth%	Member Count 12 Months Ago	Avg. length of service for dropped members	Months Since Last MMR ***	Yrs. Since Last Officer Report	President Rotation	No Active Email **	Months Since Last Activity Report ***	Account Balance	Donations for current Fiscal Year	
					If below 15 members appears in red				If net loss is greater than 20% appears in red			If no report in 3 months appears in red	When more than one year appears in red		Notes the officers that do not have an active Email	If no report in 12 months appears in red			
1295	CORPUS CHRISTI SOUTHSIDE	01/23/1956	Active		16	0	0	0	0.00%	17		0		New	P	7		\$100.00	
1297	DONNA	02/15/1938	Active		24	1	1	0	0.00%	27	2	1		New	M	1		\$300.00	
78823	DONNA WESLACO EVENING	04/20/2004	Active		9	3	3	0	0.00%	15	2	0		New	P	0			
1298	EDINBURG	11/07/1938	Active		29	0	5	-5	-14.71%	33	17	0		New	T,M	1	90+ Days	\$34.00	
59169	EDINBURG EARLY RISERS	02/26/1997	Active		15	1	1	0	0.00%	13	1	0		New	P,M	5			
82975	EDINBURG EVENING	06/28/2004	Cancelled(8)	1	0	0	6	-6	-100.00%	6	2	1	1	None		N/A	90+ Days		
1304	HARLINGEN	08/09/1927	Active		20	3	3	0	0.00%	20	21	0		Same		0		\$349.00	
51076	HARLINGEN AMIGAS	11/27/1990	Active		17	3	2	1	6.25%	19	5	0		Same	M	0		\$16.00	
1305	HARLINGEN DAWN BREAKERS	04/10/1973	Active		11	0	1	-1	-8.33%	13	20	2		Same		N/R		\$12.00	
42515	HARLINGEN SUNSET	04/12/1983	Active		10	0	0	0	0.00%	10		5		New	P,M	0		\$10.00	
53198	HIDALGO	06/04/1992	Active		20	0	1	-1	-4.76%	17	1	0		New	T,M	0		\$42.00	
51475	INGLESIDE	03/29/1991	Active		9	0	1	-1	-10.00%	10	20	1		New	T	9			
1309	INTERNATIONAL	04/09/1962	Active		20	0	0	0	0.00%	22		0		Same	P	32		\$20.00	
1310	KINGSVILLE	06/25/1929	Active		57	10	8	2	3.64%	46	7	0		New	M	0		\$55.00	
41818	LA FERIA	09/28/1982	Active	1	21	0	0	0	0.00%	21		3		New	P,T	57			
57581	LA JOYA	12/05/1995	Active		28	3	0	3	12.00%	27		0		Same	M	0		\$25.00	
1313	LOS FRESNOS	12/02/1947	Active		20	0	0	0	0.00%	18		11		New	P	11		\$20.00	
1314	LYFORD	03/24/1949	Active		14	0	0	0	0.00%	20		7		Same	S,T,M	26			
1315	MC ALLEN	10/25/1923	Active		40	0	2	-2	-4.76%	44	5	3		New	P,T,M	3		\$42.00	
1316	MC ALLEN EVENING	10/30/1973	Active		21	3	0	3	16.67%	18		1		New	P,T,M	4		\$18.00	
1317	MC ALLEN PALM CITY	02/28/1969	Active		24	1	1	0	0.00%	29	4	2		New		4		\$23.00	
53960	MC ALLEN SUNSET	01/05/1993	Active		5	0	0	0	0.00%	5		9	1	None		N/A			
1318	MERCEDES	03/31/1949	Active		21	1	0	1	5.00%	18		0		Same	S,T	0		\$20.00	
1319	MISSION	04/28/1926	Active		51	6	5	1	2.00%	49	9	0		New	P,M	0		\$49.00	
104045	ODEM	12/04/2008	Active		22	0	0	0	0.00%	23		0		New	M	13			
104061	ORANGE GROVE	12/05/2008	Active		28	0	0	0	0.00%	29		10		New	P,T	17			



Club Health Assessment for District 2 A3 through January 2011

			Status		Membership							Reports					Finance		LCIF		
Club Number	Club Name	Charter Date	Current Status *	Number of Times on Status Quo within 2 years	Current Member Count	YTD Members Added	YTD Members Dropped	YTD Net Growth	YTD Net Growth%	Member Count 12 Months Ago	Avg. length of service for dropped members	Months Since Last MMR ***	Yrs. Since Last Officer Report	President Rotation	No Active Email **	Months Since Last Activity Report ***	Account Balance	Donations for current Fiscal Year			
					If below 15 members appears in red				If net loss is greater than 20% appears in red			If no report in 3 months appears in red		When more than one year appears in red		Notes the officers that do not have an active Email		If no report in 12 months appears in red			
68913	PHARR DOWNTOWN	06/05/2003	Active		11	2	1	1	10.00%	10	5	2		Same	P,T,M	N/R					
1326	PORTLAND	02/15/1965	Active		27	2	0	2	8.00%	24		1		New	S,M	1		\$25.00			
53033	PORTLAND NORTH BAY	05/04/1992	Active		32	5	1	4	14.29%	29	5	0		New	P,M	0		\$29.00			
1327	PREMONT	04/10/1947	Active		11	0	3	-3	-21.43%	14	3	0		Same	M	N/R					
1328	RAYMONDVILLE	10/07/1944	Active		23	0	4	-4	-14.81%	27	7	6		New		40					
1329	RIO GRANDE CITY	12/03/1953	Active		41	7	0	7	20.59%	39		0		New	P	27					
1332	ROCKPORT	03/02/1950	Active		38	1	2	-1	-2.56%	39	3	0		New		0					
1334	SAN BENITO	08/23/1927	Active		15	0	0	0	0.00%	17		5		New	S,T	9					
1337	SAN JUAN	01/19/1939	Active	1	15	2	4	-2	-11.76%	18	20	0		New	T	N/R					
78908	SHARYLAND	04/15/2004	Active	1	6	0	0	0	0.00%	6		6	1	None		N/A	90+ Days				
1340	SINTON	12/20/1960	Active		12	0	0	0	0.00%	12		19		Same	P,T	N/R					
55781	SINTON NITE	06/01/1994	Active		10	0	0	0	0.00%	12		1		Same	P,M	1		\$10.00			
1343	WESLACO	11/25/1927	Active		104	2	3	-1	-0.95%	104	8	0		New	P,S,T,M	1		\$625.00			
1344	WESLACO MID-VALLEY	11/19/1970	Active		19	0	0	0	0.00%	20		5		New	P	10					
88786	WILLACY COUNTY	06/28/2005	Active		15	0	0	0	0.00%	16		2		New	P,M	N/R					
1345	ZAPATA	05/04/1954	Active		15	4	0	4	36.36%	11		4		New	S,T,M	N/R					
Current Total Clubs Count	YTD New Clubs Count	YTD Cancelled Clubs Count	YTD Net Club Gain	Current Total Members Count	YTD Add	YTD Drop	YTD Net Growth	YTD Net Growth %	Member Count 12 Months Ago	Average Member Count Per Club	% of Clubs with less than 20 members	% No MMR in 3 Months	% No Officer Report in 12 Months	% of Clubs with balance 90+ days	Number of Clubs in Status Quo	% Status Quo Clubs in Financial Suspension	Number of Cancelled Clubs	Average Cancelled Club Age	Members Lost Due to Cancellation	% of Clubs Cancelled for Non-Financial Reasons	
63	0	2	-2	1,398	82	176	-94	-6.30%	1,454	22	49%	33%	6%	10%	0	0%	2	4	40	0%	

* - Cancellation Reasons: 1-Objectives/conduct, 2-Non-active club, 5-Non-existing club, 6-Disbanding, 7-Merger, 8-Financial Suspension, 9-District/Multiple District Dues.

** - Abbreviation: P-President, S-Secretary, T-Treasurer, M-Member Chairperson.

***- Abbreviation: N/R - Not reported through the WMMR. Reports submitted using other methods are not reflected.



Club Health Assessment for District 2 S1 through January 2011

			Status		Membership						Reports					Finance		LCIF
Club Number	Club Name	Charter Date	Current Status *	Number of Times on Status Quo within 2 years	Current Member Count	YTD Members Added	YTD Members Dropped	YTD Net Growth	YTD Net Growth%	Member Count 12 Months Ago	Avg. length of service for dropped members	Months Since Last MMR ***	Yrs. Since Last Officer Report	President Rotation	No Active Email **	Months Since Last Activity Report ***	Account Balance	Donations for current Fiscal Year
					If below 15 members appears in red				If net loss is greater than 20% appears in red			If no report in 3 months appears in red	When more than one year appears in red		Notes the officers that do not have an active Email	If no report in 12 months appears in red		
Clubs less than two years old																	90+ Days	
108036	LAMAR UNIVERSITY	04/07/2010	Active		32	6	0	6	23.08%	0		3		New	P,S,T	2		
107818	NACOGDOCHES LUMBERJACK	03/16/2010	Active		34	10	0	10	41.67%	0		2		New	S	N/R		
Clubs more than two years old																		
1346	ALTO	04/26/1935	Active		16	0	1	-1	-5.88%	20	9	2		New	P,T		4	
1349	BEAUMONT BREAKFAST	03/09/1967	Active		4	0	0	0	0.00%	3		0		Same	T		7	
1348	BEAUMONT FOUNDERS	09/06/1916	Active		39	0	0	0	0.00%	39		5		New	T		9	\$25.00
1352	BEAUMONT SOUTH/FOREST PARK L C	10/28/1948	Active		35	1	4	-3	-7.89%	38	4	6		New			54	\$100.00
1355	BECKVILLE	04/17/1956	Active		21	0	0	0	0.00%	25		8		Same	P,M		55	
1356	BRIDGE CITY	11/30/1945	Active		8	1	0	1	14.29%	9		2		Same	P,T,M		17	
1357	BUNA	06/24/1949	Active		17	0	0	0	0.00%	18		2		New	T		7	
97260	BURKEVILLE TOLEDO BEND	06/05/2006	Active		18	2	1	1	5.88%	19	4	0		Same	M		19	
1358	CARTHAGE	06/13/1935	Active		88	10	12	-2	-2.22%	88	11	0		New	P,S,T,M		7	
1360	CENTER NOON	04/13/1947	Active		67	2	3	-1	-1.47%	68	20	2		New	P,T		55	
1363	CHESTER	07/05/1949	Active		40	0	2	-2	-4.76%	35	5	0		New	M		9	
98927	COLMESNEIL	03/30/2007	Active		16	0	0	0	0.00%	16		6		New	T		5	
1364	CORRIGAN	10/14/1937	Active		20	2	0	2	11.11%	19		1		Same	T,M		1	
1365	CUSHING	10/28/1940	Active		18	1	1	0	0.00%	18	10	0		Same	P,M		9	
1368	DICK DOWLING	11/28/1939	Active		19	0	0	0	0.00%	26		9		Same	T		55	
1370	FRED	02/13/1971	Active		7	0	0	0	0.00%	9		0		Same	S,M		11	
1371	GARRISON	03/23/1945	Active		41	2	10	-8	-16.33%	48	5	0		New			1	
1445	GROVETON	01/28/1947	Active		29	2	0	2	7.41%	28		1		Same	P,S,T,M		1	
100810	HAMSHIRE FANNETT	12/26/2007	Active		14	0	3	-3	-17.65%	20	3	4		Same	P,T,M		8	
1374	HEMPHILL	04/26/1950	Active		45	1	2	-1	-2.17%	42	5	1		New			3	\$50.00
1379	JACKSONVILLE	08/27/1939	Active		45	0	1	-1	-2.17%	46	29	0		New	M		1	
1381	JASPER	05/19/1938	Active		76	5	7	-2	-2.56%	80	19	0		New	P		1	



Club Health Assessment for District 2 S1 through January 2011

			Status		Membership						Reports					Finance		LCIF
Club Number	Club Name	Charter Date	Current Status *	Number of Times on Status Quo within 2 years	Current Member Count	YTD Members Added	YTD Members Dropped	YTD Net Growth	YTD Net Growth%	Member Count 12 Months Ago	Avg. length of service for dropped members	Months Since Last MMR ***	Yrs. Since Last Officer Report	President Rotation	No Active Email **	Months Since Last Activity Report ***	Account Balance	Donations for current Fiscal Year
					If below 15 members appears in red				If net loss is greater than 20% appears in red			If no report in 3 months appears in red	When more than one year appears in red		Notes the officers that do not have an active Email	If no report in 12 months appears in red		
1382	JASPER EVENING	04/09/1970	Active		17	2	1	1	6.25%	18	10	0		New	P,S,T,M	9	90+ Days	
1383	KIRBYVILLE	12/10/1935	Active		38	1	1	0	0.00%	38	5	0		New	S	0		
84446	KOUNTZE	11/23/2004	Active		14	1	7	-6	-30.00%	18	4	0		Same	M	7		\$40.00
1385	LITTLE CYPRESS	05/12/1952	Active		32	1	0	1	3.23%	31		0		New	P,T,M	8		
1386	LIVINGSTON	04/04/1941	Active		128	2	10	-8	-5.88%	135	5	0		New	P,T,M	45		
1388	LUFKIN EVENING	09/19/1956	Active		27	0	0	0	0.00%	35		1		Same	M	1		\$120.00
1389	LUFKIN HOST	10/04/1920	Active		272	8	17	-9	-3.20%	276	11	0		New	P,M	16		
1390	LUMBERTON	05/05/1966	Active		23	0	0	0	0.00%	24		7		Same	P,M	8		
1405	METRO	05/15/1950	Active		11	0	2	-2	-15.38%	12	9	0		Same		0		
56209	MT ENTERPRISE	11/07/1994	Active		12	0	0	0	0.00%	12		18	1	None		N/A		
36035	NACOGDOCHES BREAKFAST	09/21/1978	Active		18	0	5	-5	-21.74%	23	2	6		New	M	18		\$36.00
1394	NACOGDOCHES EVENING	03/19/1959	Active		11	2	0	2	22.22%	10		6		Same	T	13		
52181	NEDERLAND PROFESSIONAL	11/20/1991	Active		26	0	3	-3	-10.34%	29	5	1		New		7		\$20.00
57139	NEW SUMMERFIELD	06/28/1995	Active		13	0	2	-2	-13.33%	15	5	1		Same	S,M	1		
1398	NEWTON	10/11/1935	Active		35	1	9	-8	-18.60%	44	8	0		New	P,M	8		
50898	ONALASKA GREATER	08/24/1990	Active		13	6	4	2	18.18%	20	2	0		None	S,T,M	5		
1399	ORANGE	05/12/1937	Active		99	1	10	-9	-8.33%	107	8	0		New		2		\$212.00
33163	ORANGE NOON	12/23/1976	Active		14	0	0	0	0.00%	12		7		New	S	12		
1401	PINEHURST	04/04/1966	Active		9	0	1	-1	-10.00%	9	0	6		New	P,S,M	7		
102075	PORT ARTHUR EVENING	05/10/2008	Cancelled(8)	2	0	0	12	-12	-100.00%	12	3	1		None		N/A	90+ Days	
1402	PORT ARTHUR FOUNDERS	04/23/1917	Active		33	1	2	-1	-2.94%	34	15	0		New		7		
1407	PORT NECHES	03/26/1929	Active		16	1	0	1	6.67%	15		0		New		7		
1408	RUSK	08/29/1940	Active		18	0	0	0	0.00%	22		1		Same	P,T,M	1		\$416.00
1410	SAN AUGUSTINE	10/08/1937	Active		37	3	2	1	2.78%	35	3	1		New		9		\$20.00
1411	SILSBEE	06/28/1949	Active		21	0	3	-3	-12.50%	23	6	1		New	P,T	5		
1412	SOUR LAKE	03/22/1929	Active		15	0	0	0	0.00%	18		0		Same	T,M	7		



Club Health Assessment for District 2 S1 through January 2011

				Status				Membership						Reports				Finance		LCIF	
Club Number	Club Name	Charter Date	Number of Times on Status Quo within 2 years		Current Status *	Current Member Count	YTD Members Added	YTD Members Dropped	YTD Net Growth	YTD Net Growth%	Member Count 12 Months Ago	Avg. length of service for dropped members	Months Since Last MMR ***	Yrs. Since Last Officer Report	President Rotation	No Active Email **	Months Since Last Activity Report ***	Account Balance	Donations for current Fiscal Year		
36367	SOUTH COUNTY BREAKFAST L C	12/29/1978	Active			26	3	1	2	8.33%	25	1	0		New	M	6				
1413	SPURGER	04/28/1949	Active	1		11	0	7	-7	-38.89%	26	10	0		Same	P,T	8				
1504	TRINITY	06/18/1928	Active			31	1	5	-4	-11.43%	35	3	0		New	P,M	8				
100552	VIDOR	11/19/2007	Active			30	15	5	10	50.00%	25	2	1		New		5				
1507	WINNIE STOWELL	09/18/1944	Cancelled(6)	1		0	0	6	-6	-100.00%	13	18	4		None		N/A				
1420	WOODVILLE	12/15/1947	Active			60	10	2	8	15.38%	41	9	0		New	T,M	0				
Current Total Clubs Count	YTD New Clubs Count	YTD Cancelled Clubs Count	YTD Net Club Gain	Current Total Members Count	YTD Add	YTD Drop	YTD Net Growth	YTD Net Growth %	Member Count 12 Months Ago	Average Member Count Per Club	% of Clubs with less than 20 members	% No MMR in 3 Months	% No Officer Report in 12 Months	% of Clubs with balance 90+ days	Number of Clubs in Status Quo	% Status Quo Clubs in Financial Suspension	Number of Cancelled Clubs	Average Cancelled Club Age	Members Lost Due to Cancellation	% of Clubs Cancelled for Non-Financial Reasons	
54	0	2	-2	1,859	104	164	-60	-3.13%	1,906	34	44%	24%	2%	4%	0	0%	2	34	12	50%	

* - Cancellation Reasons: 1-Objectives/conduct, 2-Non-active club, 5-Non-existing club, 6-Disbanding, 7-Merger, 8-Financial Suspension, 9-District/Multiple District Dues.

** - Abbreviation: P-President, S-Secretary, T-Treasurer, M-Member Chairperson.

***- Abbreviation: N/R - Not reported through the WMMR. Reports submitted using other methods are not reflected.




Club Health Assessment for District 2 S2 through January 2011

			Status		Membership						Reports					Finance		LCIF
Club Number	Club Name	Charter Date	Current Status *	Number of Times on Status Quo within 2 years	Current Member Count	YTD Members Added	YTD Members Dropped	YTD Net Growth	YTD Net Growth%	Member Count 12 Months Ago	Avg. length of service for dropped members	Months Since Last MMR ***	Yrs. Since Last Officer Report	President Rotation	No Active Email **	Months Since Last Activity Report ***	Account Balance	Donations for current Fiscal Year
					If below 15 members appears in red				If net loss is greater than 20% appears in red			If no report in 3 months appears in red	When more than one year appears in red		Notes the officers that do not have an active Email	If no report in 12 months appears in red		
Clubs less than two years old																		
105191	HOUSTON BAPTIST UNIVERSITY	04/06/2009	Active		28	16	12	4	16.67%	23	1	0		New	P,M	0		
107393	HOUSTON MIDWEST	02/03/2010	Active		34	5	5	0	0.00%	0	1	0		Same		0		\$1134.00
104842	LA PORTE	03/03/2009	Active		17	0	3	-3	-15.00%	17	1	4		New	M	11		
109628	SOUTHWEST MONTGOMERY COUNTY	11/08/2010	Newly Chartered		19	24	5	19	100.00%	0	0	0		New		0		
109630	UNIVERSITY OF HOUSTON	11/08/2010	Newly Chartered		21	21	0	21	100.00%	0		2		New		N/R		
106559	WALKER COUNTY	09/08/2009	Active		18	3	4	-1	-5.26%	26	1	0		Same		N/R		
Clubs more than two years old																		
1421	ALIEF	04/03/1967	Active		7	0	0	0	0.00%	10		2		New	T	N/R		\$7.00
1422	ALIEF NOON	05/04/1973	Cancelled(6)	1	0	0	11	-11	-100.00%	11	14	1	1	None		N/A		
1425	ANAHUAC	11/07/1939	Active		40	3	0	3	8.11%	36		0		New	P,M	2		\$37.00
103856	BARBERS HILL	10/23/2008	Active		46	7	4	3	6.98%	42	1	0		New		0		
1427	BAYTOWN	09/27/1928	Active		57	2	7	-5	-8.06%	59	12	0		New	P	0		\$62.00
1429	BELLAIRE	03/17/1941	Active		18	1	0	1	5.88%	18		0		Same	M	35		\$17.00
1432	BROOKSHIRE PATTISON	01/22/1947	Active		28	1	3	-2	-6.67%	29	7	0		New	P,T,M	0		\$30.00
1433	CHANNELVIEW	01/11/1971	Active		4	0	0	0	0.00%	5		1		Same	P,S,T	N/R		\$4.00
59540	CLEVELAND	05/19/1997	Active		28	0	4	-4	-12.50%	32	6	0		New	P,T,M	0		\$2.23
104438	COLDSPRING AREA	01/19/2009	Active		14	0	2	-2	-12.50%	16	2	1		New	T	8		\$16.00
1436	CONROE EVENING	11/25/1957	Active		13	0	0	0	0.00%	13		3		New	P	4		\$13.00
1435	CONROE NOON	02/20/1939	Active		311	25	31	-6	-1.89%	300	3	0		New		0		
100553	CROSBY	11/19/2007	Active		24	6	1	5	26.32%	14	1	0		Same		2		
44703	CUT AND SHOOT FAMILY	03/08/1985	Active		25	0	0	0	0.00%	32		0		Same		7		\$25.00
48351	DAYTON NOON	03/30/1988	Active		28	3	2	1	3.70%	27	2	0		New	P,T,M	0		\$147.00
52106	DEER PARK	10/24/1991	Active		8	0	0	0	0.00%	8		0		Same	S,T,M	0		
1446	HARDIN	03/27/1956	Active		27	3	0	3	12.50%	24		0		Same	S	0		\$144.00
1447	HEMPSTEAD	05/08/1945	Active		29	0	0	0	0.00%	32		0		Same	S,M	N/R		\$29.00



Club Health Assessment for District 2 S2 through January 2011

<div></div>			Status		Membership						Reports					Finance		LCIF
			Current Status *	Number of Times on Status Quo within 2 years	Current Member Count	YTD Members Added	YTD Members Dropped	YTD Net Growth	YTD Net Growth%	Member Count 12 Months Ago	Avg. length of service for dropped members	Months Since Last MMR ***	Yrs. Since Last Officer Report	President Rotation	No Active Email **	Months Since Last Activity Report ***	Account Balance	Donations for current Fiscal Year
Club Number	Club Name	Charter Date																
					If below 15 members appears in red			If net loss is greater than 20% appears in red			If no report in 3 months appears in red	When more than one year appears in red	Notes the officers that do not have an active Email	If no report in 12 months appears in red				
1449	HOUSTON ALDINE	09/09/1954	Active		11	0	3	-3	-21.43%	14	5	0	Same	P,S,T	N/R		\$34.00	
58403	HOUSTON BELTWAY	06/18/1996	Active		18	0	1	-1	-5.26%	22	4	3	Same	M	14			
44704	HOUSTON CHINESE AMERICAN	03/01/1985	Active		9	0	0	0	0.00%	9		0	Same		10		\$9.00	
1440	HOUSTON CY-FAIR	01/22/1957	Active		32	6	8	-2	-5.88%	29	16	0	New		1		\$74.00	
1450	HOUSTON DOWNTOWN	04/02/1917	Active		53	5	15	-10	-15.87%	67	2	0	New		7		\$63.00	
1453	HOUSTON EAST END	05/10/1928	Active		11	0	3	-3	-21.43%	15	3	0	New	M	1		\$14.00	
48338	HOUSTON FIL AM	03/28/1988	Active		30	4	0	4	15.38%	21		1	Same	P,S,T,M	15			
48365	HOUSTON GREENSPOINT	04/01/1988	Active		8	0	0	0	0.00%	8		0	Same	M	1		\$100.00	
1455	HOUSTON HEIGHTS	12/08/1944	Active		28	0	0	0	0.00%	29		0	New	S,T	N/R		\$420.00	
39843	HOUSTON HOBBY AIRPORT	05/01/1981	Active		21	2	1	1	5.00%	23	0	0	New		N/R		\$20.00	
1461	HOUSTON MEMORIAL	02/09/1966	Active		19	2	2	0	0.00%	21	18	0	Same	T,M	0		\$19.00	
63554	HOUSTON MILLENNIUM	09/05/2000	Active		40	7	4	3	8.11%	38	2	2	New	T,M	26		\$1197.00	
100699	HOUSTON NASA AREA	12/03/2007	Active		5	0	4	-4	-44.44%	17	2	0	Same	P,T	3		\$9.00	
88745	HOUSTON NORTHWEST	06/27/2005	Active		13	1	8	-7	-35.00%	28	2	0	New		1		\$1070.00	
1468	HOUSTON OAK FOREST	09/15/1953	Active		7	0	0	0	0.00%	7		0	Same	P,M	N/R		\$7.00	
104166	HOUSTON ROYAL OAKS	12/16/2008	Active		76	13	18	-5	-6.17%	75	2	0	New		7		\$3271.00	
1473	HOUSTON SOUTHWEST	09/12/1955	Active		13	0	0	0	0.00%	13		1	New	T,M	N/R		\$33.00	
1479	HOUSTON SPACE CITY	03/16/1966	Active		12	1	0	1	9.09%	11		1	Same	P	17		\$11.00	
54911	HOUSTON SPORTS	10/04/1993	Active		35	4	0	4	12.90%	31		0	Same		5		\$31.00	
1474	HOUSTON SPRING BRANCH	11/10/1949	Active		33	1	1	0	0.00%	35	2	0	Same	T	21		\$33.00	
1480	HOUSTON WESTBURY	04/13/1966	Active		24	0	0	0	0.00%	25		0	New		7	90+ Days		
1483	HUFFMAN	05/11/1971	Active		40	5	9	-4	-9.09%	54	8	0	New	P,M	55		\$84.00	
1485	HUMBLE	08/24/1945	Active		20	0	1	-1	-4.76%	22	10	0	Same	S,T,M	6			
42369	HUMBLE NOON	03/04/1983	Active		25	1	0	1	4.17%	21		0	Same		12	90+ Days	\$24.00	
1487	HUNTSVILLE	05/05/1950	Active		38	2	7	-5	-11.63%	40	9	0	New	P,M	9		\$60.00	
1489	KATY	12/26/1972	Active		39	2	0	2	5.41%	33		1	New		8			



Club Health Assessment for District 2 S2 through January 2011

				Status		Membership							Reports					Finance		LCIF
Club Number	Club Name	Charter Date	Current Status *	Number of Times on Status Quo within 2 years		Current Member Count	YTD Members Added	YTD Members Dropped	YTD Net Growth	YTD Net Growth%	Member Count 12 Months Ago	Avg. length of service for dropped members	Months Since Last MMR ***	Yrs. Since Last Officer Report	President Rotation	No Active Email **	Months Since Last Activity Report ***	Account Balance	Donations for current Fiscal Year	
					If below 15 members appears in red			If net loss is greater than 20% appears in red			If no report in 3 months appears in red		When more than one year appears in red		Notes the officers that do not have an active Email		If no report in 12 months appears in red			
65364	KLEIN	05/15/2002	Active			25	1	2	-1	-3.85%	21	1	0		New		4		\$26.00	
1492	LIBERTY	11/08/1939	Active			67	3	0	3	4.69%	59		0		New	P,T	0		\$1020.00	
1493	MAGNOLIA	04/16/1956	Active			41	13	2	11	36.67%	32	2	2		New	T,M	2		\$50.00	
52966	MONTGOMERY	04/28/1992	Active			21	3	6	-3	-12.50%	28	3	0		Same		1			
1437	PANORAMA L C	11/20/1972	Active			16	1	1	0	0.00%	13	4	0		New		13		\$200.00	
1496	PASADENA	03/04/1941	Active			21	0	7	-7	-25.00%	28	9	0		Same		26		\$28.00	
98061	RIVERSIDE AREA	11/27/2006	Active			12	0	4	-4	-25.00%	16	4	2		New		22		\$16.00	
101252	SAM HOUSTON STATE UNIVERSITY	02/26/2008	Active			26	18	18	0	0.00%	21	2	0		New		0			
1501	SOUTH MONTGOMERY COUNTY L C	02/10/1969	Active			13	0	1	-1	-7.14%	14	13	0		New		12		\$14.00	
41294	SPRING HOUSTON	05/17/1982	Cancelled(6)	1		0	0	7	-7	-100.00%	15	10	5	1	None		N/A			
62095	SPRING OLD TOWN	06/14/1999	Active			9	1	0	1	12.50%	10		4		Same		N/R		\$48.00	
40405	THE WOODLANDS	10/05/1981	Active			26	4	1	3	13.04%	19	5	0		New	T,M	0		\$23.00	
41131	TOMBALL	04/05/1982	Active			37	2	8	-6	-13.95%	44	5	0		New	M	9		\$260.00	
1505	TWIN CITY L C	06/18/1965	Active	1		9	2	5	-3	-25.00%	12	13	2		Same	P,T	N/R		\$12.00	
1506	WALLER	07/14/1952	Active			25	0	1	-1	-3.85%	26	16	0		Same	P,S,T,M	7		\$26.00	
31159	WILLIS	09/08/1975	Active			23	0	0	0	0.00%	19		0		New	S	7		\$23.00	
Current Total Clubs Count	YTD New Clubs Count	YTD Cancelled Clubs Count	YTD Net Club Gain	Current Total Members Count	YTD Add	YTD Drop	YTD Net Growth	YTD Net Growth %	Member Count 12 Months Ago	Average Member Count Per Club	% of Clubs with less than 20 members	% No MMR in 3 Months	% No Officer Report in 12 Months	% of Clubs with balance 90+ days	Number of Clubs in Status Quo	% Status Quo Clubs in Financial Suspension	Number of Cancelled Clubs	Average Cancelled Club Age	Members Lost Due to Cancellation	% of Clubs Cancelled for Non-Financial Reasons
64	2	2	0	1,875	224	242	-18	-0.95%	1,859	29	39%	6%	0%	3%	0	0%	2	33	11	100%

* - Cancellation Reasons: 1-Objectives/conduct, 2-Non-active club, 5-Non-existing club, 6-Disbanding, 7-Merger, 8-Financial Suspension, 9-District/Multiple District Dues.

** - Abbreviation: P-President, S-Secretary, T-Treasurer, M-Member Chairperson.

***- Abbreviation: N/R - Not reported through the WMMR. Reports submitted using other methods are not reflected.



Club Health Assessment for District 2 S3 through January 2011

			Status		Membership						Reports					Finance		LCIF
Club Number	Club Name	Charter Date	Current Status *	Number of Times on Status Quo within 2 years	Current Member Count	YTD Members Added	YTD Members Dropped	YTD Net Growth	YTD Net Growth%	Member Count 12 Months Ago	Avg. length of service for dropped members	Months Since Last MMR ***	Yrs. Since Last Officer Report	President Rotation	No Active Email **	Months Since Last Activity Report ***	Account Balance	Donations for current Fiscal Year
					If below 15 members appears in red				If net loss is greater than 20% appears in red			If no report in 3 months appears in red	When more than one year appears in red		Notes the officers that do not have an active Email	If no report in 12 months appears in red		
Clubs less than two years old																		
105849	CANYON LAKE NORTH SHORE	06/16/2009	Cancelled(6)	2	0	0	19	-19	-100.00%	19	1	0		None		N/A		\$19.00
104738	SPICEWOOD	02/12/2009	Active		42	1	4	-3	-6.67%	48	1	0		New		0		\$45.00
Clubs more than two years old																		
1509	AUSTIN CAPITAL CITY	06/09/1967	Active		32	0	2	-2	-5.88%	33	12	0		Same	S,M	0		\$34.00
82475	AUSTIN CAPITAL CITY EVENING	05/28/2004	Active		22	0	0	0	0.00%	22		9		Same	S,T	9		
1508	AUSTIN FOUNDER	01/18/1916	Active		88	6	5	1	1.15%	72	6	0		New	P,M	14		\$437.00
1512	AUSTIN LAKE TRAVIS	05/07/1971	Active		31	2	3	-1	-3.13%	31	1	1		New		1		\$32.00
102298	AUSTIN LONGHORN CAMPUS	06/02/2008	Status Quo	1	12	0	0	0	0.00%	12		20	1	None		N/A		
1514	AUSTIN NORTH AUSTIN	09/27/1948	Active		23	1	0	1	4.55%	19		0		New		0		\$22.00
1518	AUSTIN SOUTH AUSTIN	09/23/1949	Active		13	1	1	0	0.00%	13	39	4		Same	P,T,M	4		\$13.00
1520	AUSTIN WEST AUSTIN	02/16/1956	Active		15	0	2	-2	-11.76%	16	2	2		Same	M	52		\$17.00
39844	BASTROP EVENING	05/21/1981	Active		18	0	2	-2	-10.00%	10	15	1		Same	P,T	1		\$20.00
104044	BASTROP LOST PINES	12/01/2008	Active		17	1	3	-2	-10.53%	20	1	6		Same	S	14		\$30.00
1523	BLANCO	11/22/1938	Active		18	4	0	4	28.57%	21		2		New		3		\$14.00
1530	BUCKHOLTS	01/14/1971	Active		20	0	0	0	0.00%	18		0		Same	S,M	55		
31117	BUDA	08/15/1975	Active		46	4	10	-6	-11.54%	50	7	2		New		2		\$52.00
32056	BULVERDE	04/23/1976	Active		37	3	2	1	2.78%	36	16	0		New		2		\$86.00
1534	CAMERON	09/19/1923	Active		40	4	0	4	11.11%	40		2		New		10		\$140.00
33506	CANYON LAKE NOON	03/21/1977	Active		67	1	4	-3	-4.29%	68	4	0		New		0		\$394.00
47060	CEDAR PARK LONGHORN	03/17/1987	Active		16	5	1	4	33.33%	15	9	1		New		2		\$12.00
35024	DRIPPING SPRINGS	02/09/1978	Active		28	2	4	-2	-6.67%	33	18	0		New	P,T	1		\$34.00
44277	ELGIN EVENING	10/12/1984	Active		25	0	3	-3	-10.71%	29	10	0		New	P,T	0		\$31.00
97797	ELGIN NOON	10/05/2006	Active		14	1	5	-4	-22.22%	26	3	0		New		6		\$18.00
65135	FLORENCE	03/18/2002	Active		15	4	1	3	25.00%	12	0	1		Same	P	1		
1548	GARDEN RIDGE	03/06/1973	Active		80	7	6	1	1.27%	79	5	0		New		1		\$81.00




Club Health Assessment for District 2 S3 through January 2011

			Status		Membership						Reports					Finance		LCIF
Club Number	Club Name	Charter Date	Current Status *	Number of Times on Status Quo within 2 years	Current Member Count	YTD Members Added	YTD Members Dropped	YTD Net Growth	YTD Net Growth%	Member Count 12 Months Ago	Avg. length of service for dropped members	Months Since Last MMR ***	Yrs. Since Last Officer Report	President Rotation	No Active Email **	Months Since Last Activity Report ***	Account Balance	Donations for current Fiscal Year
					If below 15 members appears in red				If net loss is greater than 20% appears in red			If no report in 3 months appears in red	When more than one year appears in red		Notes the officers that do not have an active Email	If no report in 12 months appears in red		
1550	GEORGETOWN	09/24/1923	Active		30	3	3	0	0.00%	32	8	0		New	M	0		\$30.00
1551	GEORGETOWN EVENING	08/06/1970	Active		16	0	1	-1	-5.88%	18	1	1		New		1		\$17.00
1555	GRANGER	02/16/1956	Active		21	4	1	3	16.67%	18	1	0		Same	P	N/R		\$18.00
98202	GRUENE	01/01/2007	Active		24	3	14	-11	-31.43%	35	2	2		New		8		
1559	HUTTO	11/23/1953	Active		32	6	2	4	14.29%	27	12	1	1	None		N/A		\$2766.00
66630	JARRELL	09/10/2002	Active		27	7	0	7	35.00%	22		3		New	P	0		\$20.00
1561	JOHNSON CITY	02/09/1939	Active		50	0	3	-3	-5.66%	53	6	2		New		14		
1563	KYLE	09/02/1948	Active		26	0	3	-3	-10.34%	25	2	5		Same		12		
38848	LAGO VISTA	08/11/1980	Active		92	20	16	4	4.55%	89	5	0		New	T	0		\$88.00
48996	LIBERTY HILL	11/11/1988	Active		28	3	8	-5	-15.15%	34	8	0		New	T	1		\$84.17
1567	LOCKHART	10/05/1967	Active		28	3	1	2	7.69%	25	2	0		Same		0		
1569	LULING	09/09/1948	Active		16	3	2	1	6.67%	15	15	0		New	P,T	0		\$16.00
1572	MANOR	12/16/1955	Active		29	0	4	-4	-12.12%	34	7	0		New	P	0		\$36.00
44411	MARBLE FALLS NOON	12/19/1984	Active		28	1	2	-1	-3.45%	28	15	0		Same		7		\$29.00
1574	MARION	03/19/1949	Active		25	0	0	0	0.00%	25		1		Same	M	1		\$25.00
1575	MC QUEENEY	12/08/1970	Active		54	4	7	-3	-5.26%	54	5	0		New	P	N/R		\$57.00
46625	MILANO EVENING	11/17/1986	Active		24	4	0	4	20.00%	20		1		Same	P,S,M	1		\$20.00
1577	NEW BRAUNFELS	03/18/1924	Active		119	7	10	-3	-2.46%	128	10	0		New		0		\$264.00
31911	NEW BRAUNFELS BREAKFAST	03/25/1976	Active		40	0	0	0	0.00%	38		7		New		15		\$95.00
1578	NEW BRAUNFELS EVENING	05/31/1967	Active		41	3	9	-6	-12.77%	48	4	0		New	M	0		\$4000.00
64004	NEW BRAUNFELS NEW CENTURY	02/21/2001	Active		11	0	0	0	0.00%	11		8		Same	P,T	8		
30224	PFLUGERVILLE	02/13/1975	Active		54	0	4	-4	-6.90%	56	5	2		Same		7		\$1580.00
96419	POINT VENTURE	03/06/2006	Active		62	6	4	2	3.33%	57	3	1		New		0		\$61.00
1580	ROCKDALE NOON	01/13/1941	Active		25	1	1	0	0.00%	29	0	5		New		20		
102549	ROUND ROCK DAWN BUSTERS	06/20/2008	Active		10	0	1	-1	-9.09%	14	1	1		New		13		\$11.00
49670	ROUND ROCK NOON	06/28/1989	Active		13	0	0	0	0.00%	15		0		New	T	1		\$169.00



Club Health Assessment for District 2 S3 through January 2011

				Status				Membership				Reports				Finance		LCIF						
Club Number	Club Name	Charter Date		Current Status *	Number of Times on Status Quo within 2 years		Current Member Count	YTD Members Added	YTD Members Dropped	YTD Net Growth	YTD Net Growth%	Member Count 12 Months Ago	Avg. length of service for dropped members	Months Since Last MMR ***	Yrs. Since Last Officer Report	President Rotation	No Active Email **	Months Since Last Activity Report ***	Account Balance	Donations for current Fiscal Year				
							If below 15 members appears in red				If net loss is greater than 20% appears in red				If no report in 3 months appears in red		When more than one year appears in red		Notes the officers that do not have an active Email		If no report in 12 months appears in red			
1583	SAN MARCOS	11/12/1941		Active			74	0	3	-3	-3.90%	75	22	1		New	P	51		\$77.00				
53499	SAN MARCOS BLUEBONNET	07/01/1992		Active			25	1	3	-2	-7.41%	31	8	0		New	P	0		\$281.00				
1584	SAN MARCOS EVENING	06/03/1957		Active			9	0	2	-2	-18.18%	11	7	1		Same	P	10						
103971	SCHERTZ CIBOLO	11/13/2008		Active			23	3	0	3	15.00%	24		0		Same		1						
51352	SPRING BRANCH-BULVERDE L C	02/26/1991		Active			19	0	0	0	0.00%	17		0		Same		41						
1592	TAYLOR	03/18/1940		Active			34	6	4	2	6.25%	37	9	0		New		0		\$32.00				
1597	WIMBERLEY	01/17/1969		Active			171	6	18	-12	-6.56%	176	6	0		New		0		\$182.00				
Current Total Clubs Count	YTD New Clubs Count	YTD Cancelled Clubs Count	YTD Net Club Gain	Current Total Members Count	YTD Add	YTD Drop	YTD Net Growth	YTD Net Growth %	Member Count 12 Months Ago	Average Member Count Per Club	% of Clubs with less than 20 members	% No MMR in 3 Months	% No Officer Report in 12 Months	% of Clubs with balance 90+ days	Number of Clubs in Status Quo	% Status Quo Clubs in Financial Suspension	Number of Cancelled Clubs	Average Cancelled Club Age	Members Lost Due to Cancellation	% of Clubs Cancelled for Non-Financial Reasons				
56	0	1	-1	1,999	141	203	-62	-3.01%	2,063	36	29%	16%	4%	0%	1	0%	1	2	0	100%				

* - Cancellation Reasons: 1-Objectives/conduct, 2-Non-active club, 5-Non-existing club, 6-Disbanding, 7-Merger, 8-Financial Suspension, 9-District/Multiple District Dues.

** - Abbreviation: P-President, S-Secretary, T-Treasurer, M-Member Chairperson.

***- Abbreviation: N/R - Not reported through the WMMR. Reports submitted using other methods are not reflected.



Club Health Assessment for District 2 S4 through January 2011

			Status		Membership						Reports					Finance		LCIF
Club Number	Club Name	Charter Date	Current Status *	Number of Times on Status Quo within 2 years	Current Member Count	YTD Members Added	YTD Members Dropped	YTD Net Growth	YTD Net Growth%	Member Count 12 Months Ago	Avg. length of service for dropped members	Months Since Last MMR ***	Yrs. Since Last Officer Report	President Rotation	No Active Email **	Months Since Last Activity Report ***	Account Balance	Donations for current Fiscal Year
					If below 15 members appears in red				If net loss is greater than 20% appears in red			If no report in 3 months appears in red	When more than one year appears in red		Notes the officers that do not have an active Email	If no report in 12 months appears in red		
Clubs less than two years old																		
109831	ALVIN EVENING	12/07/2010	Newly Chartered		41	43	2	41	100.00%	0	0	0		New		N/R		
106899	BEEVILLE	11/18/2009	Active		20	5	7	-2	-9.09%	31	1	0		New		0	90+ Days	
108687	DANBURY	06/21/2010	Active		21	4	18	-14	-40.00%	0	0	0		New		N/R		
105592	GALVESTON WEST BEACH	06/01/2009	Active		41	7	20	-13	-24.07%	57	1	1		Same		9		
108032	HITCHCOCK	04/09/2010	Active		13	2	16	-14	-51.85%	0	0	0		Same	S,T	6		
108167	KENEDY	04/21/2010	Cancelled(8)	1	0	0	24	-24	-100.00%	0	1	1		None		N/A	90+ Days	
106732	PORT OCONNOR	10/12/2009	Active		31	0	6	-6	-16.22%	26	0	6		Same	S	N/R		\$20.00
106681	SEADRIFT	10/01/2009	Active		30	0	0	0	0.00%	31		5		Same		N/R		\$45.00
Clubs more than two years old																		
1598	ALVIN	08/07/1936	Active		50	4	0	4	8.70%	45		0		New	P	8	90+ Days	\$200.00
1599	ALVIN EVENING	04/30/1964	Cancelled(6)	1	0	0	6	-6	-100.00%	11	13	3	1	None		N/A		
1600	ANGLETON	05/17/1929	Active		16	0	0	0	0.00%	19		0		New	S,T,M	N/R		\$24.00
1601	ANGLETON NOON	10/19/1967	Active		24	2	3	-1	-4.00%	24	11	0		New	P	0		\$37.50
1602	AUSTWELL TIVOLI L C	03/28/1967	Active		9	0	1	-1	-10.00%	10	29	1		New	P,M	1		
56904	BACLIFF-SAN LEON BAYSIDE L C	05/03/1995	Active		38	2	4	-2	-5.00%	37	4	0		Same		2		\$100.00
1603	BAY CITY	09/19/1940	Active		125	6	6	0	0.00%	127	10	0		New	P,T	7		\$736.50
45643	BAY CITY EVENING	01/31/1986	Active		10	2	0	2	25.00%	9		0	1	None		N/A		\$13.50
1606	BOLING	03/02/1948	Active		13	0	0	0	0.00%	14		6		New		32		\$40.50
1607	BRAZORIA	11/18/1947	Active		43	3	1	2	4.88%	39	18	4		New	T	19		\$61.50
47604	BRAZOSPORT BREAKFAST	06/28/1987	Active	1	19	6	0	6	46.15%	14		0		Same	T,M	16		
1641	BRAZOSPORT EVENING	10/22/1970	Active		18	2	1	1	5.88%	16	5	0		New	M	0	90+ Days	\$1000.00
1609	CUERO	10/18/1938	Active		68	6	4	2	3.03%	69	8	0		New	P,S,T,M	N/R		\$99.00
1612	DICKINSON	06/15/1941	Active		13	0	1	-1	-7.14%	14	53	1		Same		0		\$21.00
1613	EAST BERNARD	03/19/1941	Active		20	3	0	3	17.65%	17		0		Same	P	6		\$88.50
1614	EDNA	10/14/1948	Active		28	0	3	-3	-9.68%	30	6	0		New	M	0		\$43.50



Club Health Assessment for District 2 S4 through January 2011

			Status		Membership						Reports					Finance	LCIF	
Club Number	Club Name	Charter Date	Current Status *	Number of Times on Status Quo within 2 years	Current Member Count	YTD Members Added	YTD Members Dropped	YTD Net Growth	YTD Net Growth%	Member Count 12 Months Ago	Avg. length of service for dropped members	Months Since Last MMR ***	Yrs. Since Last Officer Report	President Rotation	No Active Email **	Months Since Last Activity Report ***	Account Balance	Donations for current Fiscal Year
					If below 15 members appears in red			If net loss is greater than 20% appears in red				If no report in 3 months appears in red	When more than one year appears in red		Notes the officers that do not have an active Email	If no report in 12 months appears in red		
1615	EL CAMPO	09/09/1941	Active		48	2	2	0	0.00%	55	3	1		New	P,M	3		\$72.00
1656	FIRST CAPITOL WEST COLUMBIA	08/22/1949	Active		22	2	3	-1	-4.35%	23	2	1		New	P,S,T	N/R		\$34.50
1616	FREEPORT HOST	05/03/1943	Active		87	5	3	2	2.35%	69	2	0		New		0		\$169.50
100315	FRIENDSWOOD	10/10/2007	Active		31	1	4	-3	-8.82%	34	2	0		New	P,T,M	N/R		\$51.00
98909	FULSHEAR SIMONTON	03/26/2007	Active		30	5	0	5	20.00%	27		0		Same	T	0		
1618	GALVESTON	01/26/1922	Active		50	9	4	5	11.11%	44	3	0		New		6		\$69.00
1619	GALVESTON WEST END	01/27/1953	Active		22	1	0	1	4.76%	20		1		New		1		\$31.50
1620	GANADO	04/11/1966	Active		32	2	1	1	3.23%	29	44	1		New	P,M	13		\$46.50
1621	GOLIAD	06/17/1948	Active		13	0	1	-1	-7.14%	14	9	2		New	T	2		
1622	HALLETTSVILLE	02/24/1941	Active		32	1	2	-1	-3.03%	33	2	0		New	P	N/R		\$49.50
1629	LA MARQUE	02/27/1948	Active		11	0	0	0	0.00%	11		0		Same	P,M	N/R		\$16.50
1628	LAKE JACKSON	11/27/1945	Active	1	13	1	0	1	8.33%	9		0		New		8		\$12.00
1630	LEAGUE CITY	04/10/1952	Active		48	1	12	-11	-18.64%	59	11	1		New	P,M	1	90+ Days	\$2070.50
1631	LEAGUE CITY EVENING	10/12/1967	Active		27	5	3	2	8.00%	24	3	0		New		6		\$36.00
1632	LOUISE	01/04/1951	Active		19	0	0	0	0.00%	19		0		Same	P,T,M	0		\$28.50
47131	MANVEL	04/03/1987	Active		31	4	6	-2	-6.06%	36	2	0		New	T,M	10		\$49.50
34432	MISSOURI CITY-BLUE RIDGE	09/30/1977	Active		31	0	1	-1	-3.13%	32	33	1		New	M	0		
64510	MOULTON	06/28/2001	Active		22	0	3	-3	-12.00%	23	3	0		Same		7		
1633	NEEDVILLE	03/04/1946	Active		25	0	1	-1	-3.85%	28	24	1		Same	P,M	N/R		\$39.00
1634	PALACIOS	08/18/1949	Active		26	6	3	3	13.04%	26	12	0		New	P	3		\$34.50
1636	PEARLAND	06/28/1948	Active		63	5	7	-2	-3.08%	67	13	0		New	P	0		\$8093.00
82519	PEARLAND SILVERLAKE	06/03/2004	Active		22	6	2	4	22.22%	21	5	0		New		18		\$27.00
1638	PORT LAVACA	06/28/1941	Active		20	2	3	-1	-4.76%	19	8	0		New	P,T,M	N/R		
1639	PORT LAVACA NOONDAY	12/01/1965	Active		24	0	2	-2	-7.69%	29	3	0		Same		N/R		\$37.50
1640	REFUGIO	07/15/1948	Active		34	4	3	1	3.03%	37	12	2		New	P,S,T	6		\$49.50
1642	ROSENBERG	06/11/1931	Active		64	7	1	6	10.34%	59	10	0		New	P,T	55		\$87.00



Club Health Assessment for District 2 S4 through January 2011

				Status		Membership						Reports					Finance		LCIF		
Club Number	Club Name	Charter Date	Current Status *	Number of Times on Status Quo within 2 years	Current Member Count	YTD Members Added	YTD Members Dropped	YTD Net Growth	YTD Net Growth%	Member Count 12 Months Ago	Avg. length of service for dropped members	Months Since Last MMR ***	Yrs. Since Last Officer Report	President Rotation	No Active Email **	Months Since Last Activity Report ***	Account Balance	Donations for current Fiscal Year			
					If below 15 members appears in red			If net loss is greater than 20% appears in red				If no report in 3 months appears in red		When more than one year appears in red		Notes the officers that do not have an active Email		If no report in 12 months appears in red			
1643	ROSENBERG FORT BEND	03/08/1962	Active		11	0	1	-1	-8.33%	12	6	0		Same	M	54			\$18.00		
1646	SANTA FE	03/29/1960	Active		22	2	5	-3	-12.00%	22	1	0		New	M	19			\$36.00		
50366	SKIDMORE-TYNAN	04/03/1990	Active		5	0	1	-1	-16.67%	6	2	6		Same		2					
1648	STAFFORD MISSOURI CITY	04/17/1957	Active		15	0	0	0	0.00%	16		0		New	P	7			\$22.50		
1649	SUGAR LAND	05/05/1941	Active		32	1	0	1	3.23%	35		0		New		7			\$46.50		
41866	SUGAR LAND FIRST COLONY	10/29/1982	Active		11	0	0	0	0.00%	11		0		New	T	29			\$16.50		
1650	SWEENEY	04/23/1945	Active		23	1	1	0	0.00%	23	1	4		New	P,T	12					
1651	TEXAS CITY	03/01/1939	Active		18	3	0	3	20.00%	15		0		New	T	0			\$27.00		
42042	TEXAS CITY MAINLAND	12/03/1982	Active		17	0	0	0	0.00%	17		0		Same	P,T,M	28					
1653	TEXAS CITY NOON	02/29/1960	Active		27	1	2	-1	-3.57%	29	1	1		New		1			\$42.00		
1654	VICTORIA	01/17/1925	Active		67	8	0	8	13.56%	58		0		New	P,T,M	0			\$91.50		
1655	VICTORIA BOULEVARD	06/28/1950	Active		33	1	5	-4	-10.81%	39	11	0		New	P,M	0			\$55.50		
1657	WHARTON	05/03/1928	Active		45	0	4	-4	-8.16%	50	16	2		Same	P,M	10					
1658	WOODSBORO	09/16/1930	Active		22	2	4	-2	-8.33%	24	10	0		New	M	7			\$36.00		
1659	YOAKUM	07/19/1928	Active		87	2	1	1	1.16%	86	22	0		New		N/R			\$127.50		
1660	YORKTOWN	12/19/1939	Active		41	3	2	1	2.50%	43	8	0		New	P,S,M	0	90+ Days		\$1060.00		
Current Total Clubs Count	YTD New Clubs Count	YTD Cancelled Clubs Count	YTD Net Club Gain	Current Total Members Count	YTD Add	YTD Drop	YTD Net Growth	YTD Net Growth %	Member Count 12 Months Ago	Average Member Count Per Club	% of Clubs with less than 20 members	% No MMR in 3 Months	% No Officer Report in 12 Months	% of Clubs with balance 90+ days	Number of Clubs in Status Quo	% Status Quo Clubs in Financial Suspension	Number of Cancelled Clubs	Average Cancelled Club Age	Members Lost Due to Cancellation	% of Clubs Cancelled for Non-Financial Reasons	
64	1	2	-1	2,014	190	216	-26	-1.27%	1,973	31	28%	9%	2%	8%	0	0%	2	24	29	50%	

* - Cancellation Reasons: 1-Objectives/conduct, 2-Non-active club, 5-Non-existing club, 6-Disbanding, 7-Merger, 8-Financial Suspension, 9-District/Multiple District Dues.

** - Abbreviation: P-President, S-Secretary, T-Treasurer, M-Member Chairperson.

***- Abbreviation: N/R - Not reported through the WMMR. Reports submitted using other methods are not reflected.



Club Health Assessment for District 2 S5 through January 2011

			Status		Membership						Reports					Finance		LCIF			
Club Number	Club Name	Charter Date	Current Status *	Number of Times on Status Quo within 2 years	Current Member Count	YTD Members Added	YTD Members Dropped	YTD Net Growth	YTD Net Growth%	Member Count 12 Months Ago	Avg. length of service for dropped members	Months Since Last MMR ***	Yrs. Since Last Officer Report	President Rotation	No Active Email **	Months Since Last Activity Report ***	Account Balance	Donations for current Fiscal Year			
					If below 15 members appears in red			If net loss is greater than 20% appears in red				If no report in 3 months appears in red		When more than one year appears in red		Notes the officers that do not have an active Email		If no report in 12 months appears in red			
Clubs less than two years old																					
107091	NEW BERLIN	12/16/2009	Active		35	0	1	-1	-2.78%	32	1	0		Same	T,M	0					
104953	PAIGE	03/12/2009	Active		28	4	5	-1	-3.45%	28	2	0		New	P	2			\$29.00		
108308	SOMERVILLE	05/12/2010	Active		24	1	0	1	4.35%	0		1		Same	P,M	1					
110138	WASHINGTON COUNTY LADIES	01/19/2011	Newly Chartered		32	32	0	32	100.00%	0		0		New		N/R					
Clubs more than two years old																					
65401	AGGIELAND	05/21/2002	Active		14	5	17	-12	-46.15%	23	2	0		New		0			\$26.00		
1522	BELLVILLE	11/20/1940	Active		124	4	4	0	0.00%	131	15	0		New		1			\$144.00		
84358	BLINN COLLEGE	10/29/2004	Active		42	26	32	-6	-12.50%	55	1	0		Same		2					
1525	BRENNHAM EVENING	09/01/1936	Active		52	1	1	0	0.00%	50	3	1		New		3			\$2100.00		
1526	BRENNHAM NOON	04/03/1969	Active		20	2	1	1	5.26%	18	1	1		Same	P,T	3			\$25.00		
1527	BRYAN	08/28/1923	Active		56	2	4	-2	-3.45%	57	5	0		New		0			\$58.00		
1528	BRYAN BREAKFAST	08/04/1971	Active		21	1	2	-1	-4.55%	21	7	0		New		15			\$66.00		
1529	BRYAN EVENING	03/05/1956	Active		17	1	3	-2	-10.53%	22	6	0		New		3			\$25.00		
45992	BRYAN NORTH BRYAN	04/29/1986	Active		14	0	0	0	0.00%	14		9		Same	S,T	55					
1531	BURTON	01/20/1971	Active		30	2	0	2	7.14%	28		0		Same	P,T	2					
1532	CALDWELL	02/12/1948	Active		28	6	2	4	16.67%	28	2	2		New		2			\$25.00		
49848	CALDWELL BURLESON COUNTY	09/15/1989	Active		29	0	2	-2	-6.45%	35	4	1		New	P,M	40	90+ Days		\$30.00		
51093	CALDWELL EARLY EVENING	12/03/1990	Active		25	1	1	0	0.00%	25	9	1		New	P,M	1			\$25.00		
102399	CALVERT	06/12/2008	Active		21	2	2	0	0.00%	28	2	0		New		0			\$25.00		
1537	CARMINE	02/18/1972	Active		28	0	4	-4	-12.50%	33	10	3		New	P	14			\$32.00		
1539	COLLEGE STATION	10/23/1950	Active		127	6	12	-6	-4.51%	133	7	0		New		7			\$723.00		
1538	COLLEGE STATION MORNING	07/11/1973	Active		30	1	2	-1	-3.23%	33	18	2		New		9			\$31.00		
1540	COLUMBUS	06/04/1943	Active		48	3	2	1	2.13%	52	10	0		New	T	N/R			\$47.00		
49975	DIME BOX	11/27/1989	Active		21	1	0	1	5.00%	20		0		Same		0			\$25.00		
1543	EAGLE LAKE NOON	06/26/1941	Active		37	4	0	4	12.12%	29		2		New	P	19			\$33.00		



Club Health Assessment for District 2 S5 through January 2011

			Status		Membership						Reports					Finance	LCIF	
Club Number	Club Name	Charter Date	Current Status *	Number of Times on Status Quo within 2 years	Current Member Count	YTD Members Added	YTD Members Dropped	YTD Net Growth	YTD Net Growth%	Member Count 12 Months Ago	Avg. length of service for dropped members	Months Since Last MMR ***	Yrs. Since Last Officer Report	President Rotation	No Active Email **	Months Since Last Activity Report ***	Account Balance	Donations for current Fiscal Year
					If below 15 members appears in red				If net loss is greater than 20% appears in red			If no report in 3 months appears in red	When more than one year appears in red		Notes the officers that do not have an active Email	If no report in 12 months appears in red		
1546	FAYETTEVILLE	10/13/1966	Active		40	3	4	-1	-2.44%	42	9	2		New		0	90+ Days	\$41.00
38888	FLATONIA	09/29/1980	Active		22	0	7	-7	-24.14%	28	1	0		Same	P	1		\$49.00
1547	FRANKLIN	02/14/1952	Active		42	7	4	3	7.69%	38	7	0		New	T,M	N/R		\$39.00
1549	GARWOOD	01/26/1948	Active		23	0	2	-2	-8.00%	26	13	0		Same	M	36		\$25.00
99420	GERONIMO LIONS	05/22/2007	Active		27	7	6	1	3.85%	27	3	1		New		0		\$26.00
1552	GIDDINGS	08/22/1928	Active		83	6	8	-2	-2.35%	86	7	0		New		N/R		\$85.00
39986	GIDDINGS BREAKFAST	06/12/1981	Active		88	7	10	-3	-3.30%	90	11	0		New	P	17		\$91.00
63598	GIDDINGS EVENING	10/02/2000	Active		15	0	4	-4	-21.05%	19	3	0		New		0		\$25.00
47663	GIDDINGS NEW HORIZONS	08/05/1987	Active		75	5	7	-2	-2.60%	74	5	0		New	M	0		\$154.00
50444	GONZALES BREAKFAST	04/23/1990	Active		19	1	2	-1	-5.00%	18	2	0		New	P	0		\$25.00
1553	GONZALES NOON	05/03/1940	Active		55	6	7	-1	-1.79%	56	2	0		New		3		\$56.00
1557	HEARNE	09/09/1947	Active		18	0	1	-1	-5.26%	14	4	0		Same	P,T,M	2		\$25.00
1558	HILLTOP LAKES	03/10/1967	Active		68	7	11	-4	-5.56%	72	10	0		New		0		\$72.00
1560	INDUSTRY WEST END	06/14/1971	Active		41	3	7	-4	-8.89%	46	14	0		New		11		\$45.00
40984	IOLA	03/02/1982	Active		9	0	0	0	0.00%	12		1		Same		67		\$25.00
48641	LA GRANGE BLUEBONNET	06/08/1988	Active		17	1	2	-1	-5.56%	18	1	0		Same		0	\$25.00	
48707	LA GRANGE BREAKFAST	06/22/1988	Active		20	0	3	-3	-13.04%	23	8	0		New	P,T,M	1		
1565	LA GRANGE EVENING	11/03/1966	Active		27	0	0	0	0.00%	27		0		New		4		
1564	LA GRANGE NOON	08/28/1928	Active		89	10	2	8	9.88%	78	1	0		New		1	\$101.00	
1566	LEXINGTON	12/17/1953	Active		41	0	0	0	0.00%	39		6		Same	T	39	\$41.00	
1571	MADISONVILLE	03/18/1948	Active		22	2	5	-3	-12.00%	24	17	0		Same	S,M	67		
1576	NAVASOTA	10/04/1948	Active		30	4	3	1	3.45%	29	4	1		New	T	4	\$29.00	
38252	NAVASOTA GRIMES COUNTY	04/25/1980	Active		15	0	0	0	0.00%	16		9		Same	P,T	9		
47083	NAVASOTA NOON	03/30/1987	Active		24	0	3	-3	-11.11%	23	2	0		New	T,M	0	\$27.00	
46535	NEW BADEN CAMP CREEK EVENING	09/22/1986	Active		37	2	7	-5	-11.90%	41	6	0		New	M	1	\$42.00	
51077	NEW BADEN EVENING	11/26/1990	Active		16	0	1	-1	-5.88%	15	3	0		Same	T	0	\$97.00	



Club Health Assessment for District 2 S5 through January 2011

				Status		Membership							Reports					Finance		LCIF
Club Number	Club Name	Charter Date	Number of Times on Status Quo within 2 years		Current Status *	Current Member Count	YTD Members Added	YTD Members Dropped	YTD Net Growth	YTD Net Growth%	Member Count 12 Months Ago	Avg. length of service for dropped members	Months Since Last MMR ***	Yrs. Since Last Officer Report	President Rotation	No Active Email **	Months Since Last Activity Report ***	Account Balance	Donations for current Fiscal Year	
54329	NEW ULM	04/12/1993	Active			52	0	10	-10	-16.13%	63	5	0		New		49		\$62.00	
1579	NIXON	09/09/1941	Active			31	3	1	2	6.90%	24	8	0		New		19		\$29.00	
1585	SCHULENBURG	11/15/1966	Active			58	2	8	-6	-9.38%	62	20	0		New	P,M	2		\$64.00	
1586	SEALY	12/20/1968	Active			26	3	0	3	13.04%	22		0		New		0		\$25.00	
1587	SEGUIN NOON	02/27/1940	Active			63	3	2	1	1.61%	67	7	0		New	T,M	0			
39119	SEGUIN SUNRISE	12/23/1980	Active			41	5	2	3	7.89%	40	6	1		New	T	1		\$38.00	
49887	SEGUIN SUNSET	10/19/1989	Active			26	2	1	1	4.00%	24	2	1		New	T	1		\$187.50	
1589	SHERIDAN	03/30/1964	Active			34	3	5	-2	-5.56%	36	6	0		New		30		\$36.00	
1590	SMITHVILLE	02/17/1927	Active			66	10	8	2	3.13%	61	6	0		New	T	0			
64211	SMITHVILLE NEW GENERATION	04/23/2001	Active			13	0	0	0	0.00%	13		1		New	T,M	51	90+ Days		
1591	SNOOK	03/20/1967	Active			17	2	0	2	13.33%	14		1		Same	P	N/R		\$25.00	
38889	WELDER	09/16/1980	Active	1		15	0	2	-2	-11.76%	14	4	0		New	P,S,T,M	N/R	90+ Days		
63111	WELDER NEW MILLENNIUM	05/03/2000	Active			10	1	5	-4	-28.57%	16	4	0		New	P	1		\$25.00	
1594	WALLIS	11/07/1968	Active			16	0	2	-2	-11.11%	18	18	0		New	P,T,M	N/R		\$18.00	
1596	WEIMAR	02/03/1948	Active			69	8	2	6	9.52%	69	6	0		New		0		\$91.00	
51604	WEIMAR ENCORE	05/07/1991	Active			26	0	2	-2	-7.14%	35	4	0		New		0			
48759	WELLBORN	06/24/1988	Active			29	3	0	3	11.54%	30		0		New		1		\$26.00	
Current Total Clubs Count	YTD New Clubs Count	YTD Cancelled Clubs Count	YTD Net Club Gain	Current Total Members Count	YTD Add	YTD Drop	YTD Net Growth	YTD Net Growth %	Member Count 12 Months Ago	Average Member Count Per Club	% of Clubs with less than 20 members	% No MMR in 3 Months	% No Officer Report in 12 Months	% of Clubs with balance 90+ days	Number of Clubs in Status Quo	% Status Quo Clubs in Financial Suspension	Number of Cancelled Clubs	Average Cancelled Club Age	Members Lost Due to Cancellation	% of Clubs Cancelled for Non-Financial Reasons
67	1	0	1	2,458	221	253	-32	-1.29%	2,484	37	22%	6%	0%	6%	0	0%	0	0	0	0%

* - Cancellation Reasons: 1-Objectives/conduct, 2-Non-active club, 5-Non-existing club, 6-Disbanding, 7-Merger, 8-Financial Suspension, 9-District/Multiple District Dues.

** - Abbreviation: P-President, S-Secretary, T-Treasurer, M-Member Chairperson.

***- Abbreviation: N/R - Not reported through the WMMR. Reports submitted using other methods are not reflected.